

PMEX Daily Commodity Roundup

Thursday, May 18, 2017



Global Perspective

FX: USD plunged to near six-month lows against a basket of major currencies on Thursday as the U.S. political crisis deepened. Greenback declined to JPY 110.53 on Thursday. EUR hit a six-month high of USD 1.1174. CHF also hit a six-month high of USD 0.9774.

Gold: Gold prices held steady on Thursday after jumping about 2 percent the session before. Price was driven by political uncertainty in the United States and low expectations for U.S. interest rate hike. Spot price was flat at USD 1,259.99 per ounce by 0055 GMT, earlier touching USD 1,263.02.

Crude oil: Oil prices slipped on Thursday due to prevailing supply glut, despite ongoing efforts led by OPEC to curtail output. While, WTI futures slipped to USD 48.91 per barrel, Brent futures were also down 18 cents from last close at USD 52.03 by 0244 GMT.

Copper: Three-month copper on the London Metal Exchange was 0.19 percent higher at USD 5,622 a ton by 0127 GMT, after marking a similar gain overnight.

Silver: At COMEX, silver July contract was down 0.36 percent to USD 16.85 an ounce..

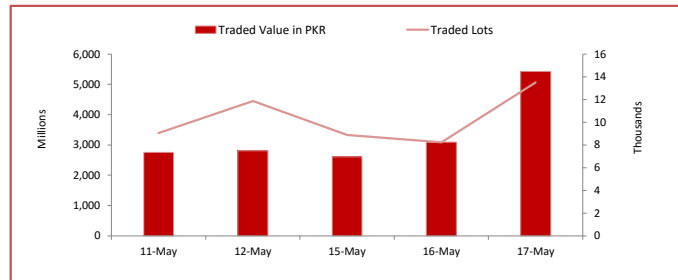
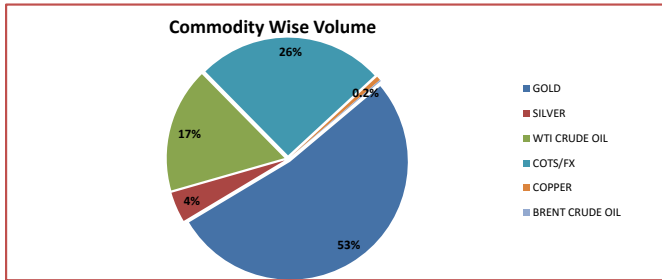
Data Announcements

Following data is expected to be announced today and tomorrow around given times:

	Time (PST)	Forecast	Previous	Currency	Impact	Details
May 18, 2017	1:30 PM	1.2%	-1.8%	GBP	High	Retail Sales m/m
	5:30 PM	17.23B	38.84B	CAD	Medium	Foreign securities Purchases
	5:30 PM	240K	236K	USD	High	Unemployment Claims
May 19, 2017	5:30 PM	0.5%	0.2%	CAD	High	CPI m/m
	5:30 PM	0.2%	-0.1%	CAD	High	Core Retail Sales m/m
	5:30 PM	-	1.3%	CAD	Medium	Common CPI y/y

PMEX Market Overview

On Wednesday, at Pakistan Mercantile Exchange Limited, PMEX Commodity Index closed at 2,981. The total traded value of Metals, Energy and COTS/FX was recorded at (PKR 5.421 billion) and number of lots traded was 13,492. Major business was contributed by gold amounting to (PKR 2.847 billion), followed by currencies through COTS (PKR 1.383 billion), WTI crude oil (PKR 924.740 million), silver (PKR 225.512 million), copper (PKR 31.185 million) and Brent crude oil (PKR 9.834 million).



Top Ten Brokers of the Day

Wednesday, May 17, 2017

Position	Lot Wise	Value wise
1	H.G Markets (Pvt.) Limited	H.G Markets (Pvt.) Limited
2	Arif Habib Commodities (Pvt) Limited	Arif Habib Commodities(Pvt.) Limited
3	Arsh Commodities (Pvt.) Limited	JS Global Capital Limited
4	JS Global Capital Limited	Jahanzeb
5	Murtaza Trading Grid (Pvt.) Limited	Murtaza Trading Grid (Pvt.) Limited
6	Jahanzeb	AKD Commodities (Pvt.) Limited
7	Enrichers (Pvt.) Limited	Enrichers (Pvt.) Limited
8	Abbasi & Co. (Pvt.) Limited	IGI Finex Securities Limited
9	MHB Markets (Pvt.) Limited	ACM Gold (Pvt.) Limited
10	B IPL Securities Limited	MHB Markets (Pvt.) Limited

PMEX Price Return Summary

Statistics	Gold	Silver	Crude	Brent	Cotton	EUR	GBP	AUD	CHF	CAD	JPY	Copper
Return Close/Open %	↑ 1.860	↑ 0.321	↑ 1.48	↑ 1.64	↓ -1.376	↑ 0.659	↑ 0.364	↑ 0.054	↓ -0.720	↑ 0.022	↓ -1.86	↑ -0.275
Difference in Open and Close (\$)	6.600	0.054	0.72	0.84	-1.120	0.007	0.005	0.000	-0.007	0.000	-2.103	-0.007
Range Day (Max- Min)/Open %	1.643	1.753	3.06	3.13	1.395	0.803	0.710	0.915	0.910	0.625	1.811	1.435
Difference in Maximum and Minimum (\$)	20.700	0.296	1.51	1.63	1.120	0.009	0.009	0.007	0.009	0.008	2.01	0.04
Average Return (1 Hour) %	0.264	0.460	0.573	0.614	0.511	0.218	0.232	0.374	0.296	0.247	0.287	0.464
Volatility (1 Hour) %	0.119	0.206	0.388	0.364	0.222	0.059	0.080	0.101	0.061	0.067	0.088	0.194
Return to Volatility Ratio (1 Hour)	2.214	2.232	1.478	1.687	2.301	3.672	2.902	3.704	4.867	3.690	3.273	2.396
Intraday Volatility %	0.546	0.944	1.776	1.669	1.018	0.272	0.366	0.462	0.279	0.307	0.402	0.888

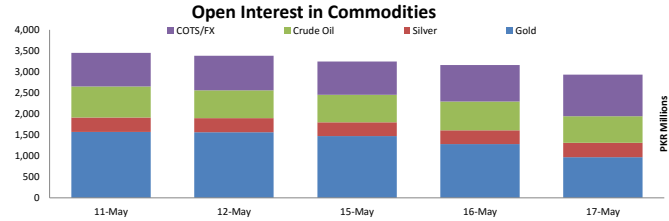
PMEX Open Interest Summary

	Metals							Agriculture	
	GO100OZ	GO100Z	GO10Z	SL10	SL1000Z	SL5000Z	COPPER	ICOTTON	RED CHILLI
OI - Lots	17	419	1,450	965	843	197	236	-	-
OI - Value (Millions)	225	553	192	17	149	174	63	-	-
Market Trend	NL	NL	NL	NL	NL	NL	NL	-	-

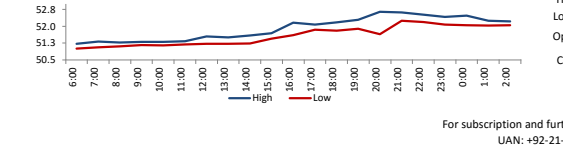
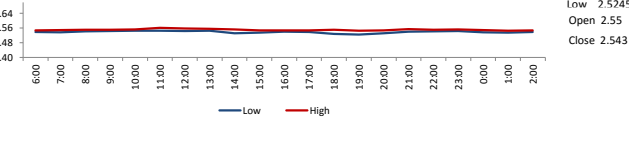
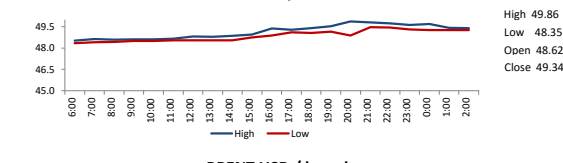
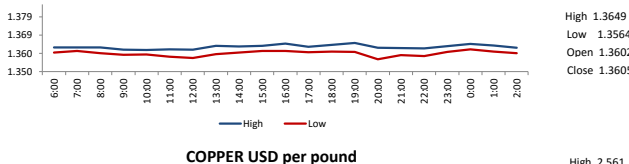
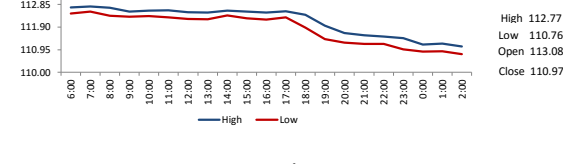
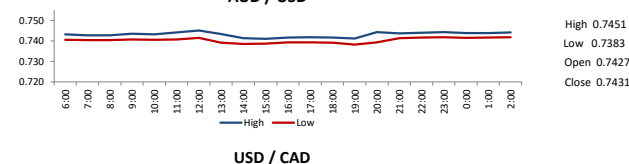
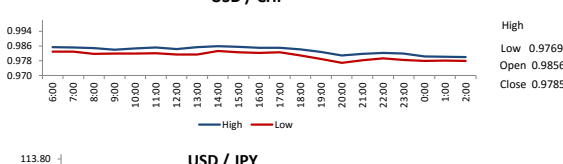
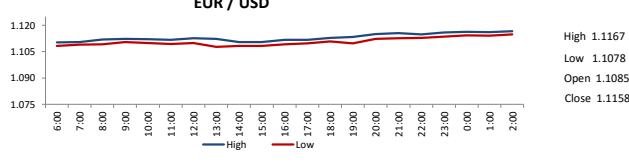
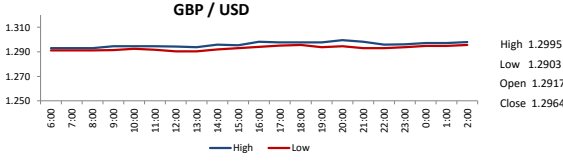
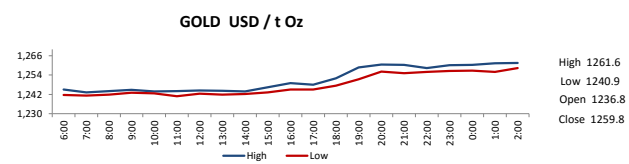
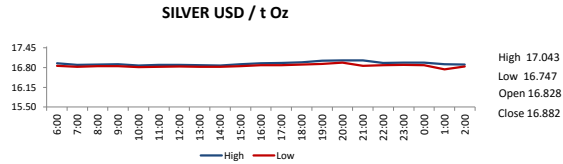
	Currency through COTS						Energy			
	GOLDEURUSD	GOLDBPUSD	GOLDUSDJPY	GOLDAUDUSD	GOLDUSDCAD	GOLDUSDCHF	BRENT10	BRENT100	CRUDE10	CRUDE100
OI - Lots	274	230	131	79	121	30	35	7	1,284	1,098
OI - Value (Millions)	321	313	137	62	127	31	1.91	3.82	66	568
Market Trend	NL	NL	NL	NS	NS	NS	NL	NL	NL	NL

Open Interest | NL = Net Long | NS = Net Short | Value = PKR

The total open interest at the Exchange was PKR 2.94 billion, decreasing from PKR 3.16 billion for the last trading day. Positions in gold were at PKR 969.59 million contributing 33 percent to the total open interest. A change of 4 percent was observed in the open interest of silver. Open interest in currencies through COTS increased by 14 percent to PKR 990.42 million. Open interest in crude oil declined by 8 percent to PKR 634.45 million.



PMEX Hourly Price Movements



DISCLAIMER: This report is for information purpose only and does not constitute an offer or solicitation to make an investment in Commodity Futures Contracts which carries risk. Any views, expressions or opinions expressed in this report are solely for providing information to readers. Figures appearing in the report are although taken from reliable sources as presented however, we are not taking any responsibility about its accuracy, completeness and any decision taken on the basis of such information.