

# PMEX Daily Commodity Roundup

Monday, June 19, 2017



## Global Perspective

**FX:** USD steadied against a basket of currencies on Monday on weak U.S. economic data. Greenback rose to JPY 111.020. EUR was flat at US 1.1198. GBP was little changed at USD 1.2770. AUD moved higher to USD 0.7625, closer to a 2-1/2-month high of USD 0.7636 touched on Wednesday on upbeat about local employment data.

**Gold:** Gold edged lower on Monday and touched a near four-week low as USD held firm. The market awaits the comments from U.S. Fed official after last week's soft economic data. Spot prices rose to USD 1,252.40 per ounce by 0428 GMT, after hitting a low of USD 1,250.80 during the session.

**Crude oil:** Oil prices declined on Monday due to the increase in U.S. drilling and oil output. The supply glut continues despite an OPEC-led initiative to cut production. Brent crude futures slipped to USD 47.24 per barrel by 0406 GMT. The U.S. benchmark WTI was also down to USD 44.59. Prices of both the benchmarks are down by around 14 percent since late May.

**Copper:** At London Metal Exchange, copper rose by half a percent to USD 5,668 a ton by 0700 GMT, partly recovering losses made in the previous session.

**Silver:** Silver price rose to USD 16.68 per ounce, earlier slipping to USD 16.575 during the session.

## Data Announcements

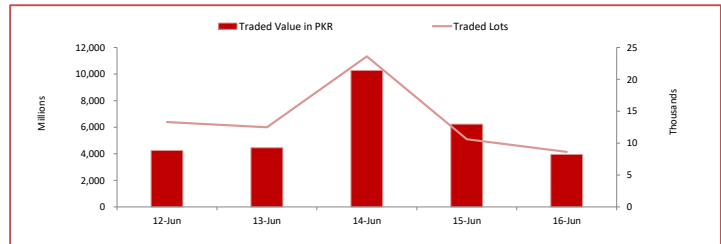
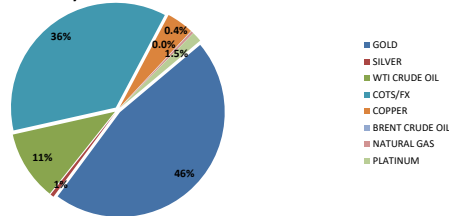
Following data is expected to be announced today and tomorrow around given times:

	Time (PST)	Forecast	Previous	Currency	Impact	Details
June 19, 2017	4:30 AM	-	-	AUD	High	RBA Gov Lowe Speaks
	5:00 PM	-	-	USD	Medium	FOMC Member Dudley Speaks
	5:30 PM	12.148	15.138	CAD	Medium	Foreign Securities Purchases
June 20, 2017	7:30 AM	-	-	AUD	High	Monetary Policy Meeting Minutes
	1:30 PM	-	-	GBP	High	BOE Gov Carney Speaks
	2:45 PM	-	-	CHF	High	SNB Chairman Jordan Speaks

## PMEX Market Overview

On Friday at Pakistan Mercantile Exchange Limited, PMEX Commodity Index closed at 2,884. The total traded value of Metals, Energy and COTS/FX was recorded at 3.951 billion and number of lots traded was 8,627. Major business was contributed by gold amounting to PKR 1.827 billion, followed by currencies through COTS (PKR 1.433 billion), WTI crude oil (PKR 426.696 million), copper (PKR 166.201 million), platinum (PKR 60.636 million), silver (PKR 21.943 million), natural gas (PKR 14.069 million) and Brent crude oil (PKR 1.188 million).

Commodity Wise Volume



## Top Ten Brokers of the Day

Friday, June 16, 2017

Position	Lot Wise	Value wise
1	Arsh Commodities (Pvt.) Limited	H.G Markets (Pvt.) Limited
2	H.G Markets (Pvt.) Limited	Arif Habib Commodities (Pvt.) Limited
3	Arif Habib Commodities (Pvt.) Limited	Zara Commodities (Pvt.) Limited
4	JS Global Capital Limited	Arsh Commodities (Pvt.) Limited
5	Nachfolger (Pvt.) Limited	Blink Capital Management (Pvt.) Limited
6	Zahid Latif Khan	JS Global Capital Limited
7	Blink Capital Management (Pvt.) Limited	IGI Finex Securities Limited
8	Enrichers (Pvt.) Limited	Jahanzeb
9	Jahanzeb	Enrichers (Pvt.) Limited
10	BIPL Securities Limited	Murtaza Trading Grid (Pvt.) Limited

## PMEX Price Return Summary

Statistics	Gold	Silver	Crude	Brent	Natural Gas	Platinum	EUR	GBP	AUD	CHF	CAD	JPY	Copper
Return Close/Open %	↓ -0.051	↓ -0.383	↑ 0.74	↑ 0.96	↓ -0.59	↑ 0.66	↑ 0.404	↑ 0.133	↑ 0.541	↑ 0.541	↓ -0.347	↓ -0.026	↑ 0.019
Difference in Open and Close (\$)	6.600	-0.064	0.33	0.45	-0.02	6.1	0.004	0.002	0.004	0.004	-0.005	-0.029	0
Range Day (Max- Min)/Open %	0.013	1.176	1.45	1.82	2.15	1.03	0.646	0.438	0.879	0.590	0.583	0.757	1.051
Difference in Maximum and Minimum (\$)	5.700	0.196	0.65	0.86	0.06	9.6	0.007	0.006	0.007	0.005	0.008	0.84	0.03
Average Return (1 Hour) %	0.147	0.372	0.373	0.462	0.607	0.309	0.175	0.203	0.290	0.257	0.215	0.228	0.386
Volatility (1 Hour) %	0.051	0.098	0.133	0.145	0.321	0.134	0.053	0.058	0.044	0.039	0.042	0.072	0.135
Return to Volatility Ratio (1 Hour)	2.892	3.807	2.815	3.175	1.891	2.305	3.332	3.510	6.577	6.514	5.104	3.146	2.849
Intraday Volatility %	0.234	0.448	0.608	0.667	1.471	0.614	0.241	0.266	0.202	0.181	0.193	0.332	0.621

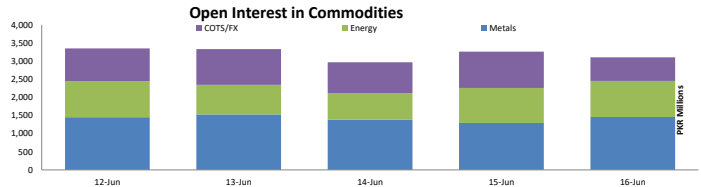
**PMEX Open Interest Summary**

	Metals									Agriculture
	GO100OZ	GO190OZ	GO1OZ	SL10	SL100OZ	SL500OZ	COPPER	PLATINUMS	PLATINUMSD	ICOTTON
OI - Lots	22	442	2,111	700	785	107	146	-	-	-
OI - Value (Millions)	290	582	278	12	137	94	39	-	-	1,685
Market Trend	NL	NL	NL	NL	NL	NL	NL	NL	NL	-

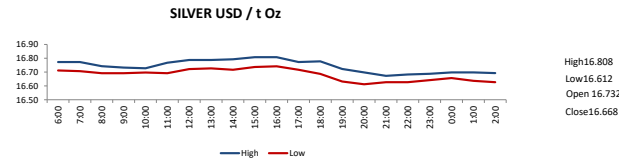
	Currency through COTS						Energy					
	GOLDEURUSD	GOLDBPUSD	GOLDUSDJPY	GOLDAUDUSD	GOLDUSDCAD	GOLDUSDCHF	BRENT10	BRENT100	NGAS1K	NGAS10K	CRUDE10	CRUDE100
OI - Lots	184	261	154	25	258	70	121	3	26	6	4,254	1,685
OI - Value (Millions)	216	350	162	20	271	73	6.01	1.49	8.26	19.07	201	794
Market Trend	NS	NS	NS	NL	NL	NL	NL	NL	NL	NL	NL	NL

Open Interest | NL = Net Long | NS = Net Short | Value = PKR

The total open interest at the Exchange was PKR 3.35 billion, decreasing from PKR 3.49 billion for the last trading day. Positions in metals were at PKR 1.46 billion contributing 44 percent to the total open interest. A change of 8 percent was observed in the open interest of silver. Open interest in currencies through COTS reduced by 35 percent to PKR 650.26 million. Open interest in energy increased by 3 percent to PKR 994.92 million.



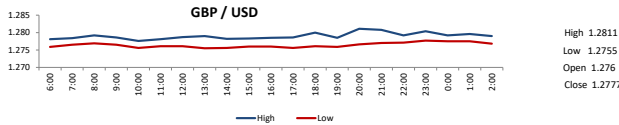
**PMEX Hourly Price Movements**



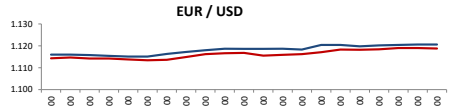
High 16.808  
Low 16.612  
Open 16.732  
Close 16.668



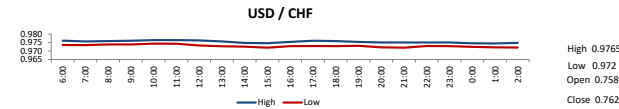
High 1258.8  
Low 1253.1  
Open 1258.7  
Close 1258.5



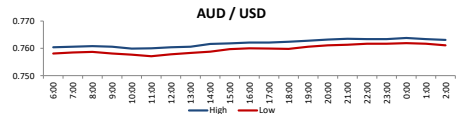
High 1.2811  
Low 1.2755  
Open 1.276  
Close 1.2777



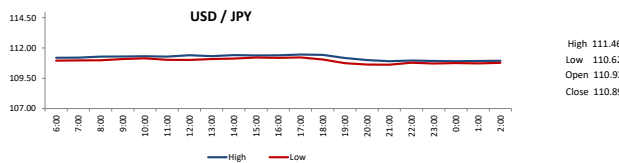
High 1.1206  
Low 1.1134  
Open 1.115  
Close 1.1195



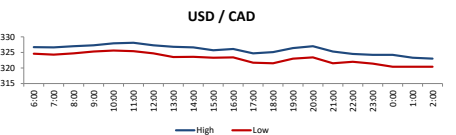
High 0.9765  
Low 0.972  
Open 0.9758  
Close 0.9721



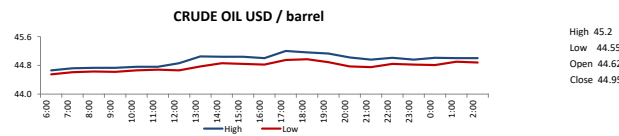
High 0.7638  
Low 0.7571  
Open 0.758  
Close 0.7621



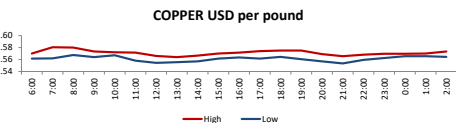
High 111.46  
Low 110.621  
Open 110.923  
Close 110.894



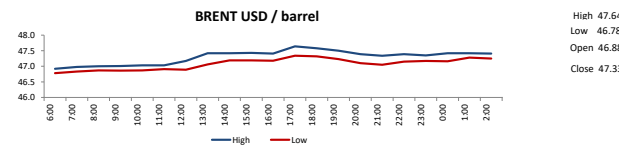
High 1.3281  
Low 1.3204  
Open 1.326  
Close 1.3214



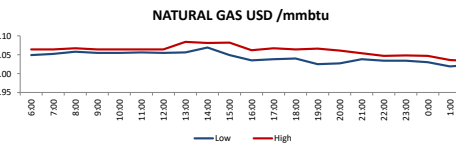
High 45.2  
Low 44.55  
Open 44.62  
Close 44.95



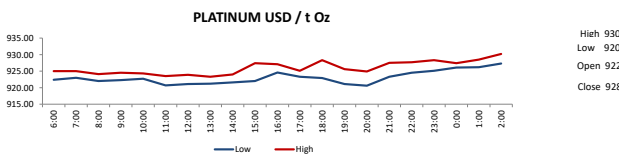
High 2.5805  
Low 2.5535  
Open 2.568  
Close 2.5685



High 47.64  
Low 46.78  
Open 46.88  
Close 47.33



High 3.084  
Low 3.019  
Open 3.048  
Close 3.03



High 930.2  
Low 920.6  
Open 922.7  
Close 928.8

**DISCLAIMER:** This report is for information purpose only and does not constitute an offer or solicitation to make an investment in Commodity Futures Contracts which carries risk. Any views, expressions or opinions expressed in this report are solely for providing information to readers. Figures appearing in the report are although taken from reliable sources as presented however, we are not taking any responsibility about its accuracy, completeness and any decision taken on the basis of such information.