

PMEX Daily Commodity Roundup

Friday, August 11, 2017



Global Perspective

FX: USD touched an eight-week low against JPY on Friday due to the prevailing tension between the U.S. and North Korea. Greenback slipped to JPY 109.11 in early Asian trade. EUR eased to USD 1.1766, staying below a high of around USD 1.1910 touched last week, the highest level in 2-1/2 years. GBP hit a 3-week low against USD on Thursday. Investors await industrial output and trade data of Britain as well pace of Brexit process.

Gold: Gold prices edged up to their highest in over two months on Friday. The rising tensions between the U.S. and North Korea fuelled safe-haven buying. Spot price of yellow metal slipped to USD 1,287.90 per ounce by 0042 GMT, earlier in the session touching USD 1,288.52.

Crude oil: Oil prices continued the decline on Friday due to oversupply despite a bigger-than-expected drawdown in U.S. crude inventories. WTI futures slipped to USD 48.28 a barrel. Brent futures were also down to USD 51.60 per barrel by 0336 GMT. Oil prices after touching 2-1/2 month highs on Thursday, retreated quickly amid ongoing oversupply concerns.

Copper: At London Metal Exchange, copper price hovered at USD 6,450 a ton on Thursday. That followed a slightly softer close the day before as investors booked profits when prices touched USD 6,515, the highest since December 2014.

Silver: At COMEX, silver September contract was almost flat at USD 17.07 an ounce.

Data Announcements

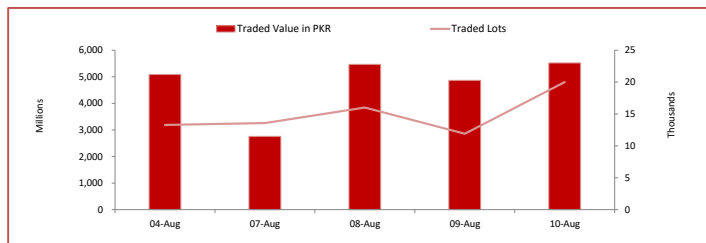
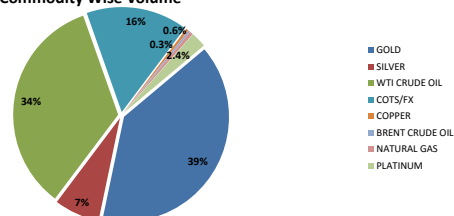
Following data is expected to be announced today and on Monday around given times:

| | Time (PST) | Forecast | Previous | Currency | Impact | Details |
|-----------------|------------|----------|----------|----------|--------|----------------------------|
| August 11, 2017 | 5:30 AM | | | AUD | High | RBA Gov Lowe Speaks |
| | 6:30 PM | 0.20% | 0.00% | USD | High | CPI m/m |
| | 6:30 PM | 0.20% | 0.10% | USD | High | Core CPI m/m |
| August 14, 2017 | 5:30 AM | | | AUD | medium | RBA Assist Gov Kent Speaks |
| | 5:50 AM | | 0.30% | JPY | medium | Prelim GDP q/q |
| | 3:00 PM | | 1.30% | EUR | LOW | Industrial Production m/m |

PMEX Market Overview

On Thursday at Pakistan Mercantile Exchange Limited, the total traded value of Metals, Energy and COTS/FX was recorded at PKR 5.522 billion and the number of lots traded was 20,006. PMEX Commodity Index closed at 2,991. Major business was contributed by gold amounting to PKR 2.175 billion, followed by WTI crude oil (PKR 1.894 billion), currencies through COTS (PKR 865.188 million), silver (PKR 386.188 million), platinum (PKR 131.192 million), natural gas (PKR 30.608 million), copper (PKR 23.038 million) and Brent crude oil (PKR 15.692 million).

Commodity Wise Volume



Top Ten Brokers of the Day

Thursday, August 10, 2017

| Position | Lot Wise | Value wise |
|----------|---------------------------------------|---|
| 1 | Arsh Commodities (Pvt.) Limited | H.G Markets (Pvt.) Limited |
| 2 | Arif Habib Commodities (Pvt.) Limited | Arif Habib Commodities (Pvt.) Limited |
| 3 | H.G Markets (Pvt.) Limited | Arsh Commodities (Pvt.) Limited |
| 4 | JS Global Capital Limited | IGI Finex Securities Limited |
| 5 | IGI Finex Securities Limited | JS Global Capital Limited |
| 6 | Nachfolger (Pvt.) Limited | Enrichers (Pvt.) Limited |
| 7 | Abbasi & Co. (Pvt.) Limited | Jahanzeb |
| 8 | Jahanzeb | Abdullah Commodities (SMC-Pvt.) Limited |
| 9 | BIPL Securities Limited | Invest Capital Markets Limited |
| 10 | Enrichers (Pvt.) Limited | Muhammad Asif Habib |

PMEX Price Return Summary

| Statistics | Gold | Silver | Crude | Brent | Natural Gas | Platinum | EUR | GBP | AUD | CHF | CAD | JPY | Copper |
|--|--------|--------|-------|-------|-------------|----------|-------|-------|--------|--------|-------|--------|--------|
| Return Close/Open % | 1.31 | 2.83 | 1.1 | 1.44 | 1.35 | 0.38 | 0.04 | 0.11 | -0.29 | -1.12 | 0.25 | -0.26 | -1.476 |
| Difference in Open and Close (\$) | 6.600 | 0.466 | 0.54 | 0.75 | 0.07 | 3.7 | 0.000 | 0.001 | -0.002 | -0.011 | 0.003 | -0.287 | -0.014 |
| Range Day (Max- Min)/Open % | 1.071 | 2.431 | 3.85 | 3.87 | 4.41 | 1.36 | 0.749 | 0.561 | 0.723 | 0.726 | 0.677 | 1.012 | 1.571 |
| Difference in Maximum and Minimum (\$) | 13.700 | 0.411 | 1.91 | 2.04 | 0.13 | 13.3 | 0.009 | 0.007 | 0.006 | 0.007 | 0.009 | 1.11 | 0.05 |
| Average Return (1 Hour) % | 0.190 | 0.472 | 0.611 | 0.684 | 0.65 | 0.319 | 0.203 | 0.197 | 0.318 | 0.295 | 0.241 | 0.208 | 0.406 |
| Volatility (1 Hour) % | 0.067 | 0.159 | 0.377 | 0.373 | 0.625 | 0.09 | 0.057 | 0.052 | 0.054 | 0.053 | 0.089 | 0.037 | 0.202 |
| Return to Volatility Ratio (1 Hour) | 2.835 | 2.976 | 1.62 | 1.833 | 1.039 | 3.56 | 3.544 | 3.782 | 5.908 | 5.609 | 2.700 | 5.703 | 2.006 |
| Intraday Volatility % | 0.308 | 0.727 | 1.729 | 1.709 | 2.866 | 0.411 | 0.263 | 0.239 | 0.247 | 0.241 | 0.409 | 0.167 | 0.928 |

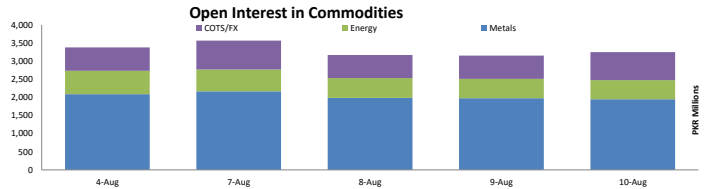
PMEX Open Interest Summary

| | Metals | | | | | | | | | | Agriculture |
|-----------------------|---------|--------|-------|------|---------|---------|--------|-----------|------------|---------|-------------|
| | GO100OZ | GO100Z | GO1OZ | SL10 | SL100OZ | SL500OZ | COPPER | PLATINUM5 | PLATINUM50 | ICITTON | |
| OI - Lots | 31 | 395 | 4,678 | 466 | 533 | 82 | 288 | 100 | 6 | - | |
| OI - Value (Millions) | 421 | 537 | 635 | 8 | 96 | 74 | 88 | 52.0 | 31 | - | |
| Market Trend | NL | NL | NL | NL | NL | NL | NL | NL | NL | - | |

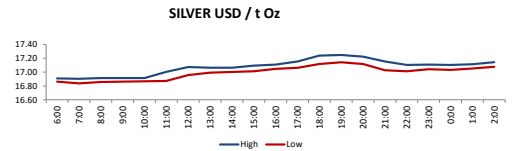
| | Currency through COTS | | | | | | Energy | | | | | |
|-----------------------|-----------------------|-------------|------------|------------|------------|------------|---------|----------|--------|---------|---------|----------|
| | GOLDEURUSD | GOLDBGPLUSD | GOLDUSDJPY | GOLDAUDUSD | GOLDUSDCAD | GOLDUSDCHF | BRENT10 | BRENT100 | NGAS1K | NGAS10K | CRUDE10 | CRUDE100 |
| OI - Lots | 152 | 92 | 244 | 57 | 122 | 24 | 24 | 5 | 23 | 1 | 1,656 | 838 |
| OI - Value (Millions) | 189 | 126 | 257 | 47 | 129 | 25 | 1.31 | 2.73 | 7.21 | 3.14 | 85 | 430 |
| Market Trend | NS | NS | NS | NL | NL | NL | NL | NL | NL | NL | NL | NL |

Open Interest | NL = Net Long | NS = Net Short | Value = PKR

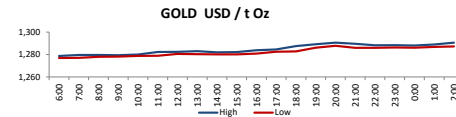
Open interest increased by PKR 95 million to PKR 3.25 billion. Positions in metals were 60 percent of the overall open interest, whilst the share of energy was 16 percent. The total open interest increased by 3 percent from the last trading day. The open interest in silver was PKR 178.48 million. Positions in currencies through COTS were at PKR 772.82 million contributing 24 percent to the total open interest.



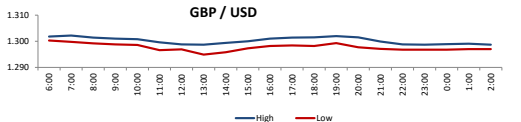
PMEX Hourly Price Movements



High 17.248
Low 16.837
Open 16.442
Close 16.908



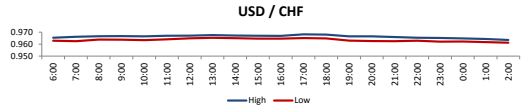
High 1290.6
Low 1276.9
Open 1263
Close 1279.5



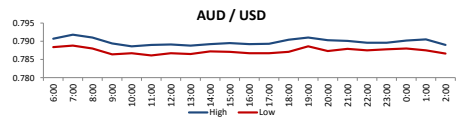
High 1.3022
Low 1.2949
Open 1.2993
Close 1.3007



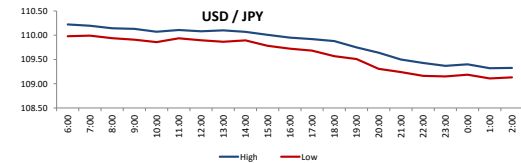
High 1.1789
Low 1.1701
Open 1.1753
Close 1.1758



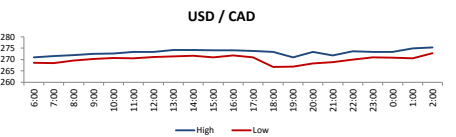
High 0.9682
Low 0.9612
Open 0.9745
Close 0.9636



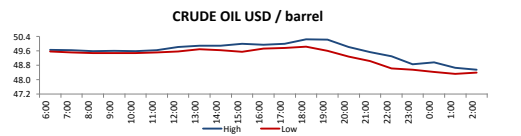
High 0.7918
Low 0.7861
Open 0.7911
Close 0.7888



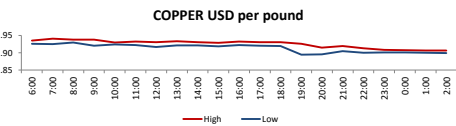
High 110.223
Low 108.109
Open 110.325
Close 110.038



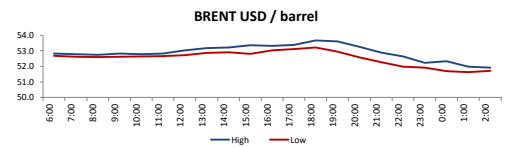
High 1.2753
Low 1.2667
Open 1.2668
Close 1.27



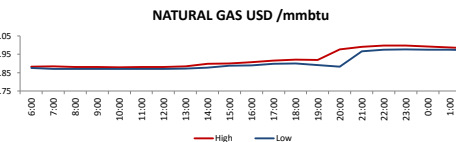
High 50.24
Low 48.33
Open 49.08
Close 49.62



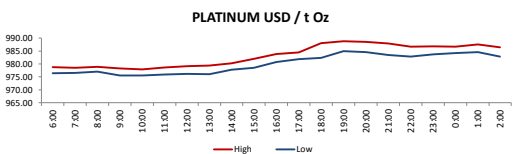
High 2.9405
Low 2.8945
Open 2.943
Close 2.929



High 53.67
Low 51.63
Open 51.99
Close 52.74



High 2.997
Low 2.87
Open 2.814
Close 2.88



High 988.8
Low 975.5
Open 975.1
Close 978.8

DISCLAIMER: This report is for information purpose only and does not constitute an offer or solicitation to make an investment in Commodity Futures Contracts which carries risk. Any views, expressions or opinions expressed in this report are solely for providing information to readers. Figures appearing in the report are although taken from reliable sources as presented however, we are not taking any responsibility about its accuracy, completeness and any decision taken on the basis of such information.