

PMEX Daily Commodity Roundup

Tuesday, September 12, 2017



Global Perspective

FX: USD held on to large gains on Tuesday following a sharp rebound against the JPY and EUR. Greenback was steady at JPY 109.345. EUR was little changed at USD 1.1962. GBP was effectively flat at USD 1.3172. AUD extended its retreat from a two-year peak of USD 0.8125 touched on Friday.

Gold: Gold on Tuesday extended losses from the previous session, with equities strengthening and USD holding gains. Investors' appetite for risky assets showed signs of picking up. Spot price slipped to USD 1,325.56 an ounce by 0052 GMT. In the previous session, it lost 1.4 percent in its biggest one-day percentage decline since early July. SPDR Gold Trust holdings rose 0.14 percent to 835.68 tons on Monday.

Crude oil: Oil prices edged down in early Asian trading on Tuesday. Reports of an extension of the current production cut agreement continued to impact the market. Brent futures were down 5 cents to USD 53.79 per barrel by 0247 GMT from the previous close. WTI futures were also down 4 cents to USD 48.03. Stronger economic growth in the euro zone raised expectations of a gradual roll-back of the ECB's aggressive monetary stimulus.

Copper: At COMEX, copper December contract was down 0.46 percent to USD 3.0520 per pound.

Silver: At COMEX, silver December contract was down by around half a percent to USD 17.81 an ounce.

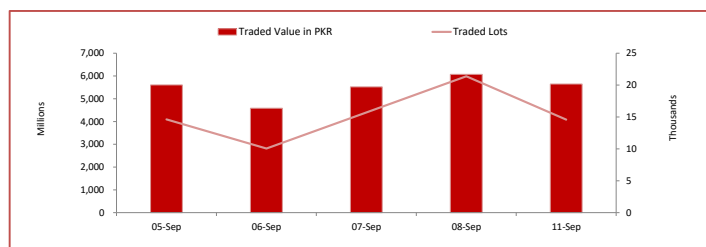
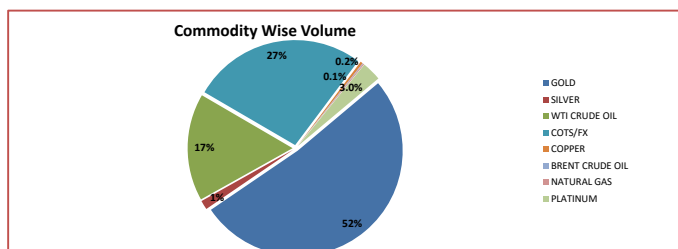
Data Announcements

Following data is expected to be announced today and on tomorrow around given times:

	Time (PST)	Forecast	Previous	Currency	Impact	Details
September 12, 2017	2:30 PM	2.80%	2.60%	GBP	High	CPI y/y
	2:30 PM	1.20%	0.00%	GBP	MEDIUM	PPI Input m/m
	8:00 PM	5.96M	6.16M	USD	MEDIUM	JOLTS Job Openings
September 13, 2017	2:30 PM	2.30%	2.10%	GBP	High	Average Earnings Index 3m/y
	6:30 PM	0.30%	-0.10%	USD	High	PPI m/m
	8:30 PM		4.6M	USD	High	Crude Oil Inventories

PMEX Market Overview

On Monday at Pakistan Mercantile Exchange Limited, the total traded value of Metals, Energy and COTS/FX was recorded at PKR 5.646 billion and the number of lots traded was 14,584. PMEX Commodity Index closed at 3,049. Major business was contributed by gold amounting to PKR 2.913 billion, followed by currencies through COTS (PKR 1.515 billion), WTI crude oil (PKR 932.728 million), platinum (PKR 168.922 million), silver (PKR 79.306 million), copper (PKR 21.669 million), natural gas (PKR 9.262 million) and Brent crude oil (PKR 6.098 million).



Top Ten Brokers of the Day

Monday, September 11, 2017

Position	Lot Wise	Value wise
1	Arsh Commodities (Pvt.) Limited	H.G Markets (Pvt.) Limited
2	H.G Markets (Pvt.) Limited	JS Global Capital Limited
3	Nachfolger (Pvt.) Limited	Arsh Commodities (Pvt.) Limited
4	JS Global Capital Limited	Arif Habib Commodities (Pvt.) Limited
5	Arif Habib Commodities (Pvt.) Limited	Enrichers (Pvt.) Limited
6	Enrichers (Pvt.) Limited	Nachfolger (Pvt.) Limited
7	BIPL Securities Limited	Jahanzeb
8	We Commodities (Pvt.) Limited	BIPL Securities Limited
9	AKD Commodities (Pvt.) Limited	Invest Capital Markets Limited
10	Jahanzeb	Murtaza Trading Grid (Pvt.) Limited

PMEX Price Return Summary

Statistics	Gold	Silver	Crude	Brent	Natural Gas	Platinum	EUR	GBP	AUD	CHF	CAD	JPY	Copper
Return Close/Open %	↓ -1.49	↓ -0.91	↑ 1.06	↑ 0.13	↑ 1.73	↓ -1.71	↓ -0.69	↓ -0.26	↓ -0.36	↑ 1.32	↓ -0.24	↑ 1.574	↑ 1.086
Difference in Open and Close (\$)	6.600	-0.164	0.51	0.07	0.05	-17.3	-0.008	-0.003	-0.003	0.013	-0.003	1.697	0.033
Range Day (Max- Min)/Open %	0.813	1.321	2.49	2.12	1.9	1.74	0.665	0.501	0.660	0.941	0.701	1.164	1.71
Difference in Maximum and Minimum (\$)	10.800	0.236	1.21	1.14	0.06	17.3	0.008	0.007	0.005	0.009	0.008	1.27	0.05
Average Return (1 Hour) %	0.220	0.461	0.506	0.558	0.547	0.351	0.185	0.179	0.317	0.294	0.237	0.216	0.418
Volatility (1 Hour) %	0.102	0.188	0.41	0.316	0.261	0.165	0.053	0.048	0.091	0.067	0.069	0.07	0.146
Return to Volatility Ratio (1 Hour)	2.150	2.456	1.233	1.768	2.096	2.129	3.487	3.706	3.499	4.375	3.407	3.102	2.854
Intraday Volatility %	0.469	0.859	1.88	1.446	1.195	0.756	0.243	0.221	0.416	0.308	0.318	0.319	0.671

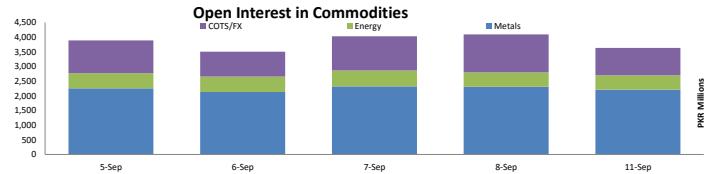
PMEX Trading Summary

	Metals										Agriculture
	GO1000Z	GO100Z	GO10Z	SL10	SL1000Z	SL5000Z	COPPER	PLATINUM	PLATINUM50	ICDTTON	
OI - Lots	37	500	4,879	643	556	106	124	25	8	-	
OI - Value (Millions)	518	700	683	12	105	100	40	13.1	42	-	
Market Trend	NL	NL	NL	NL	NL	NL	NL	NL	NL	-	
TV - Lots	90	768	4,038	454	205	34	67	121	20	-	
TV - Value (Millions)	1,265	1,080	568	9	39	32	22	63.8	105	-	

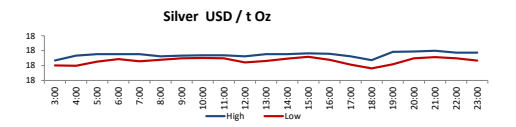
	Currency through COTS					Energy						
	GOLDEURUSD	GOLDBPUSD	GOLDUSDJPY	GOLDAUDUSD	GOLDUSDCAD	GOLDUSDCHF	BRENT10	BRENT100	NGAS1K	NGAS10K	CRUDE10	CRUDE100
OI - Lots	142	116	175	124	210	80	43	10	25	1	811	835
OI - Value (Millions)	179	161	184	105	221	84	2.44	5.67	7.77	3.11	42	428
Market Trend	NS	NS	NS	NL	NL	NL	NL	NL	NL	NL	NL	NL
TV - Lots	116	219	855	11	74	78	58	5	20	1	6,129	1,221
TV - Value (Millions)	147	304	896	9	78	82	3.27	2.83	6.18	3.08	311	622

Open Interest | NL = Net Long | NS = Net Short | Value = PKR | Trading Volume=TV

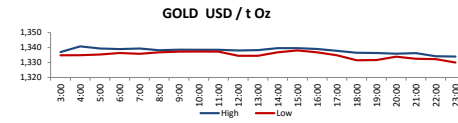
The total open interest at the Exchange was PKR 3.64 billion, down from PKR 4.09 billion for the last trading day. Positions in metals were at PKR 2.21 billion contributing 61 percent to the total open interest. A change of 1 percent was observed in the open interest of silver. Open interest in currencies through COTS reduced by 28 percent to PKR 934.9 million. Open interest in energy increased by 0 percent to PKR 488.64 million.



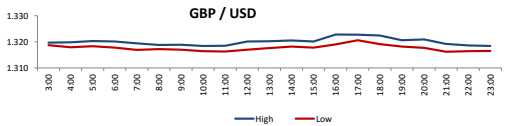
PMEX Hourly Price Movements



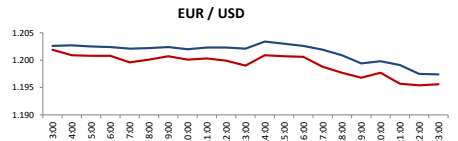
High 17.998
Low 17.762
Open 18.032
Close 17.868



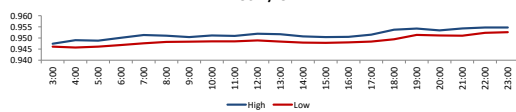
High 1340.8
Low 1330
Open 1347.7
Close 1327.6



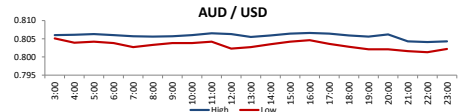
High 1.3228
Low 1.3162
Open 1.3201
Close 1.3167



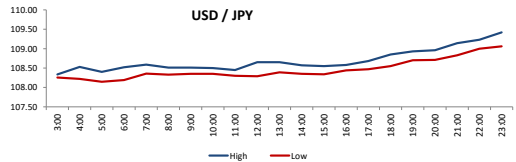
High 1.2034
Low 1.1954
Open 1.2036
Close 1.1953



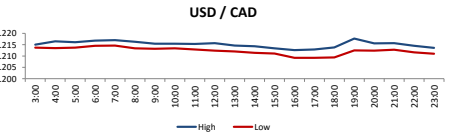
High 0.9547
Low 0.9457
Open 0.9441
Close 0.9566



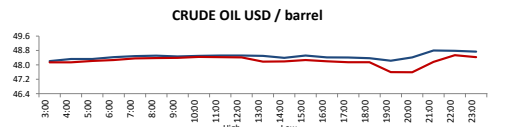
High 0.8066
Low 0.8013
Open 0.8056
Close 0.8027



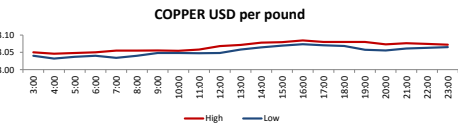
High 109.42
Low 108.146
Open 107.784
Close 109.481



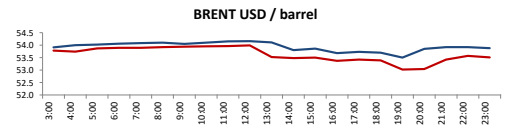
High 1.2177
Low 1.2092
Open 1.2151
Close 1.2122



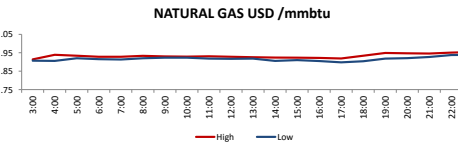
High 48.8
Low 47.59
Open 48.13
Close 48.64



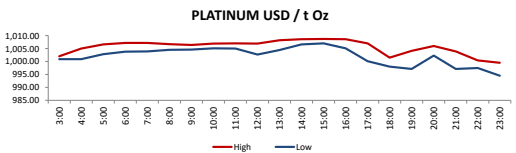
High 3.0845
Low 3.032
Open 3.038
Close 3.071



High 54.16
Low 53.02
Open 53.76
Close 53.83



High 2.954
Low 2.898
Open 2.898
Close 2.948



High 1008.7
Low 991.4
Open 1010.8
Close 993.5

DISCLAIMER: This report is for information purpose only and does not constitute an offer or solicitation to make an investment in Commodity Futures Contracts which carries risk. Any views, expressions or opinions expressed in this report are solely for providing information to readers. Figures appearing in the report are although taken from reliable sources as presented however, we are not taking any responsibility about its accuracy, completeness and any decision taken on the basis of such information.