

PMEX Daily Commodity Roundup

Thursday, October 12, 2017



Global Perspective

FX: USD hit more than two-week low on Thursday after release of the Fed meeting details raising ambiguity about further hike in interest rates. USD slipped to JPY 112.38. EUR touched its highest in more than two weeks at USD 1.1878, after Catalonia stopped short of formally declaring independence from Spain. On Wednesday, GBP was almost flat at USD 1.3195 after making gains in last two sessions.

Gold: Gold prices rose to their highest in two weeks on Thursday. USD came under pressure after minutes of the U.S. Fed's September policy meeting revealed low inflation concerns. Spot price hovered at USD 1,294.29 an ounce by 0338 GMT, earlier touching USD 1,295.45.

Crude oil: Oil prices eased on Thursday as U.S. fuel inventories rose. WTI futures were traded at USD 51.08 per barrel by 0112 GMT, down 22 cents from their last settlement. Brent futures also slipped to USD 56.62. Currently, the main risks to upside are new Iran sanctions and Venezuela issues, while downside risks are OPEC cuts not being extended or poor compliance.

Copper: Copper price was almost flat at USD 3.0930 per pound.

Silver: Silver price edged to USD 17.18 an ounce.

Data Announcements

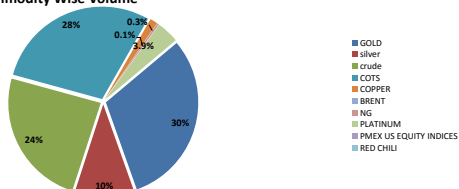
Following data is expected to be announced today and tomorrow around given times:

	Time (PST)	Forecast	Previous	Currency	Impact	Details
October 12, 2017	12:00 AM			USD	High	FOMC Meeting Minutes
	8:30 AM	0.40%	0.20%	USD	High	PPI m/m
	8:30 AM	251K	266K	USD	High	Unemployment Claims
October 13, 2017	8:30 AM	0.60%	0.40%	USD	High	CPI m/m
	8:30 AM	1.70%	-0.20%	USD	High	Retail Sales m/m
	10:00 AM	95.1	95.1	USD	Medium	Prelim UoM Consumer Sentiment

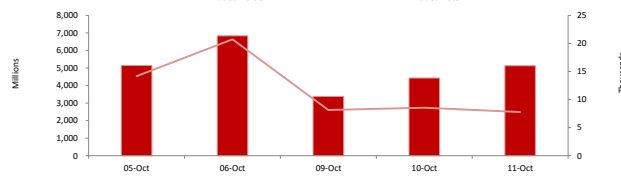
PMEX Market Overview

On Wednesday at Pakistan Mercantile Exchange Limited, PMEX Commodity Index closed at 3,010. The traded value of Metals, Energy and COTS/FX was recorded at PKR 5.125 billion and the number of lots traded was 7,775. Major business was contributed by gold amounting to PKR 1.543 billion, followed by currencies through COTS (PKR 1.459 billion), WTI crude oil (PKR 1.220 billion), silver (PKR 525.114 million), platinum (PKR 198.086 million), copper (PKR 66.510 million), NSDQ100 (PKR 46.055 million), DJIA (PKR 40.844 million), natural gas (PKR 15.716 million), SNP500 (PKR 7.794 million) and Brent crude oil (PKR 2.625 million).

Commodity Wise Volume



Traded Value in PKR



Top Ten Brokers of the Day

Wednesday, October 11, 2017

Position	Lot Wise	Value wise
1	H.G. Markets (Pvt.) Limited	H.G. Markets (Pvt.) Limited
2	JS Global Capital Limited	Arsh Commodities (Pvt.) Limited
3	Arif Habib Commodities (Pvt.) Limited	JS Global Capital Limited
4	Khadija Commodities (Pvt.) Limited	Arif Habib Commodities (Pvt.) Limited
5	Nachfolger (Pvt.) Limited	Khadija Commodities (Pvt.) Limited
6	BIPL Securities Limited	Enrichers (Pvt.) Limited
7	Enrichers (Pvt.) Limited	BIPL Securities Limited
8	Foundation Securities (Pvt.) Limited	Nachfolger (Pvt.) Limited
9	Arsh Commodities (Pvt.) Limited	Invest Capital Markets Limited
10	Abbasi & Co. (Pvt.) Limited	ACM Gold (Pvt.) Limited

PMEX Price Return Summary

Statistics	Gold	Silver	DJIA	NSDQ100	SNP500	Crude	Brent	Natural Gas	Platinum	EUR	GBP	AUD	CHF	CAD	JPY	Copper
Return Close/Open %	0.24 ↑	0.32 ↑	0.13 ↑	0.21 ↑	0.15 ↑	0.31 ↑	0.25 ↑	0.8 ↑	-0.07 ↓	0.42 ↑	0.14 ↑	0.14 ↑	-0.19 ↓	-0.44 ↓	0.092 ↑	1.111 ↑
Difference in Open and Close (\$)	6.6	0.055	29	16.8	3.8	0.16	0.14	0.02	-0.7	0.005	0.002	0.001	-0.002	-0.006	0.103	0.034
Range Day (Max- Min)/Open %	0.72	1.14	0.29	0.56	0.4	1.6	1.78	2.82	0.88	0.694	0.514	0.642	0.647	0.746	0.498	1.616
Difference in Maximum and Minimum (\$)	9.3	0.2	66	34	10.25	0.82	1.01	0.08	8.2	0.008	0.007	0.005	0.006	0.009	0.56	0.05
Average Return (1 Hour) %	0.204	0.396	0.085	0.13	0.119	0.481	0.524	0.635	0.353	0.194	0.201	0.306	0.266	0.233	0.189	0.383
Volatility (1 Hour) %	0.098	0.122	0.026	0.063	0.032	0.229	0.246	0.297	0.134	0.037	0.043	0.056	0.038	0.050	0.04	0.225
Return to Volatility Ratio (1 Hour)	2.084	3.238	3.31	2.058	3.778	2.105	2.128	2.139	2.641	5.206	4.709	5.491	6.938	4.690	4.708	1.7
Intraday Volatility %	0.449	0.56	0.118	0.291	0.145	1.047	1.129	1.36	0.612	0.170	0.196	0.255	0.176	0.227	0.184	1.032

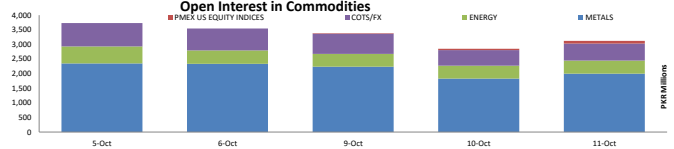
PMEX Trading Summary

Metals										Agriculture		
	GO1000Z	GO1000Z	GO10Z	SL10	SL1000Z	SL5000Z	SL50000Z	COPPER	COPPER25K	PLATINUM5	PLATINUM50	KOTTON
OI - Lots	32	484	2,627	735	666	249	0	292	0	71	11	-
OI - Value (Millions)	436	660	358	13.32	120.74	226	0	95.27	0	35.0	54	-
Market Trend	NL	NL	NS	NL	NL	NL	NL	NS	NL	NL	NL	-
TV - Lots	30	654	1,796	148	248	528	0	155	2	272	13	-
TV - Value (Millions)	408	890	245	2.68	44.82	478	0	50.25	16.26	134.1	64	-

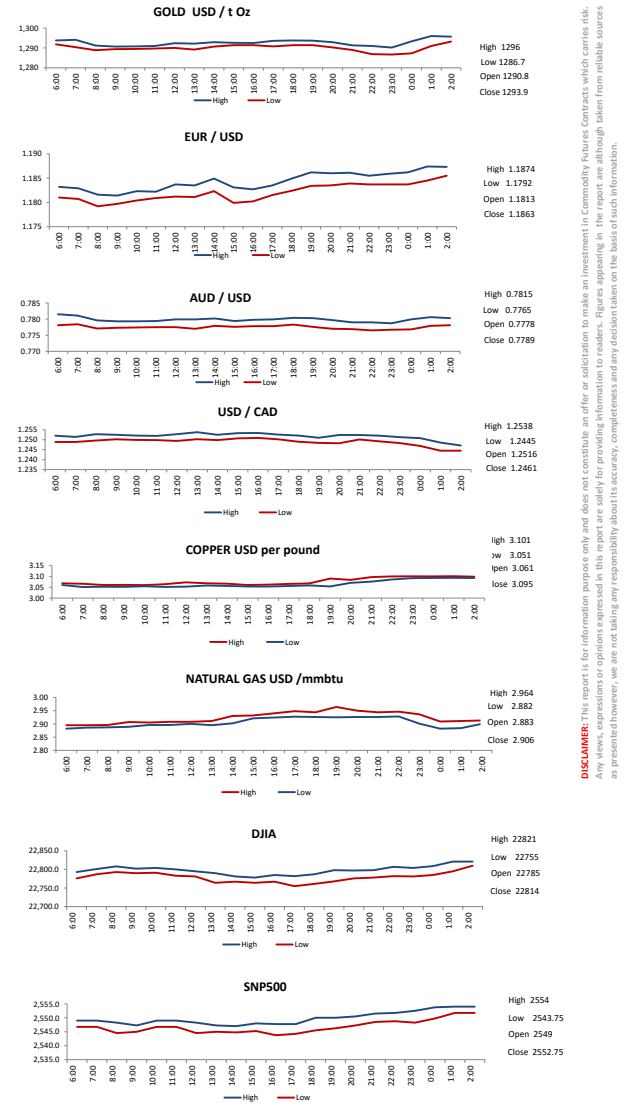
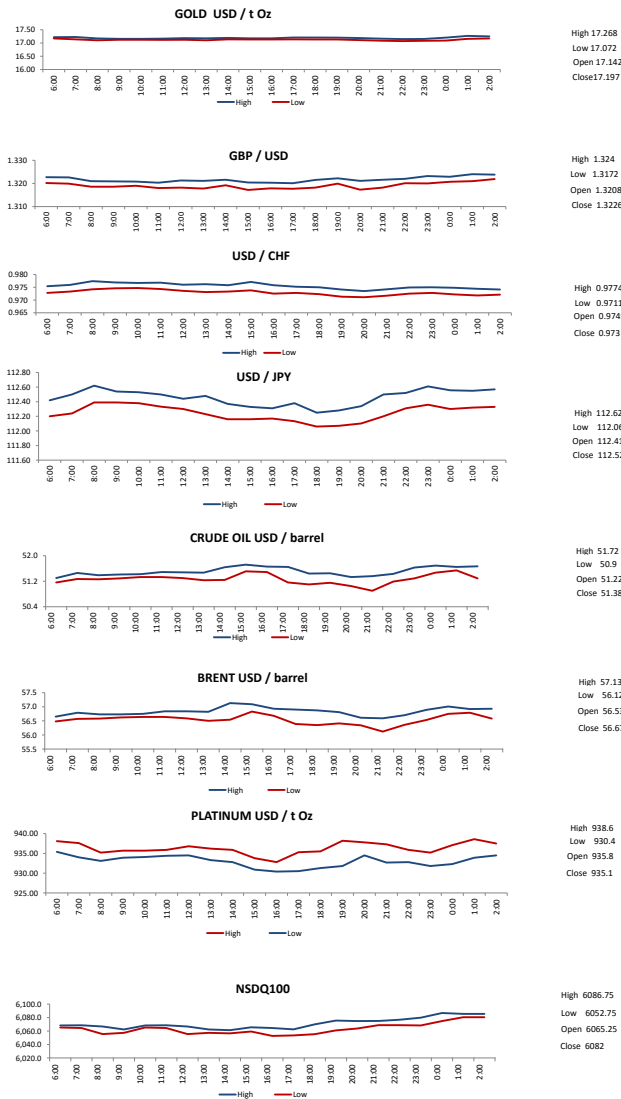
Currency through COTS					PMEX US Equity Indices			Energy									
	GOLDEURUSD	GOLDBRUSD	GOLDUSDJPY	GOLDAUDUSD	GOLDCAD	GOLDSCHF	DJIA	NSDQ100	SNP500	BZ10	BZ100	BZ1000	NGAS10K	NGAS10K	CRUDE10	CRUDE100	CRUDE1000
OI - Lots	139	100	157	21	69	12	18	42	80	70	19	0	46	0	1,641	606	16
OI - Value (Millions)	173.83	139.43	165.51	17.24	72.74	12.65	27	43	22	4.18	11.35	0	14.09	0	89	328.24	86.66
Market Trend	NS	NL	NS	NS	NL	NL	NS	NS	NS	NS	NL	NL	NL	NL	NS	NL	NL
TV - Lots	402	537	167	8	18	9	17	72	29	34	1	0	51	0	1,728	620	146
TV - Value (Millions)	501.39	747.31	175.79	6.57	19.03	9.49	41	46	8	2.03	0.6	0	15.72	0	94	335.85	791.16

Open Interest | NL = Net Long | NS = Net Short | Value = PKR | Trading Volume=TV

The total open interest at the Exchange was PKR 3.03 billion, increasing from PKR 2.8 billion for the last trading day. Positions in metals were at PKR 2 billion contributing 66 percent to the total open interest. A change of 29 percent was observed in the open interest of silver. Open interest in currencies through COTS increased by 10 percent to PKR 581.41 million. Open interest in energy increased by 1 percent to PKR 446.75 million.



PMEX Hourly Price Movements



DISCLAIMER: This report is for information purposes only and does not constitute an offer or solicitation to make an investment in Commodity Futures Contracts which carries risk. The information is provided for informational purposes only and is not intended to be used as a basis for investment decisions. The information is provided on an "as is" basis and although taken from reliable sources as presented however, we are not taking any responsibility about its accuracy, completeness and any decision taken on the basis of such information.