

PMEX Daily Commodity Roundup

Thursday, December 7, 2017



Global Perspective

FX: The dollar edged up on Thursday against peers, shaking off earlier losses versus the yen, supported by signs that investors' risk appetites were improving again and by optimism on U.S. tax reforms. The greenback was 0.1 percent higher at 112.380 yen after dropping by 0.25 percent overnight. The dollar had slipped against the yen after President Donald Trump on Wednesday recognized Jerusalem as the capital of Israel. The euro was steady at USD 1.1803 after slipping 0.25 percent overnight, when it hit a two-week low of USD 1.1780.

Gold: Gold prices eased slightly in Asia on Thursday with the market awaiting comment from the Fed at next week's review of policy and any language on what looks like a US tax cut package passed before the end of the year. Spot Gold for February delivery on the Comex division slipped 0.03% to USD 1,265.70 a troy ounce.

Crude oil: Oil prices inched higher in Asia on Thursday with the market shrugging off downbeat US weekly inventory data on refined products and taking benchmarks higher after sharp falls overnight. (WTI) crude futures for January delivery rose 0.39% to USD 56.18 a barrel, while, Brent edged up 0.36% to USD 61.48 a barrel.

Copper: At COMEX, copper March 2018 delivery was up 0.17 percent to USD 2.9665 per pound.

Silver: At COMEX, silver March 2018 contract was down 0.19 percent to USD 15.93 an ounce.

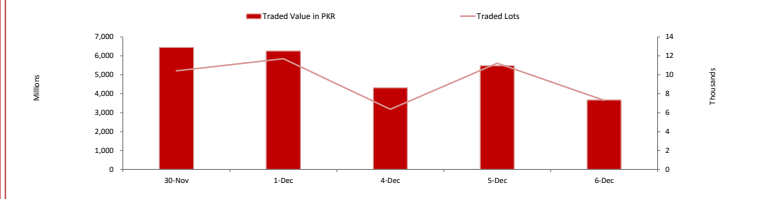
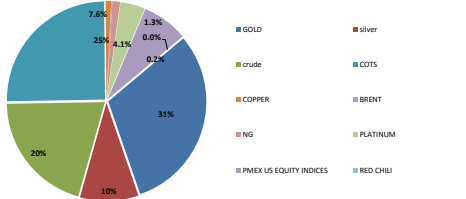
Following data is expected to be announced today and tomorrow around given times:

	Time (PST)	Forecast	Previous	Currency	Impact	Details
December 7, 2017	6:30 AM	1.37B	1.75B	AUD/USD	High	Trade Balance
	7:30 PM	241K	238K	USD	High	Unemployment Claims
	10:00 PM			EUR	High	ECB President Draghi Speaks
December 8, 2017	9:30 PM	0.10%	0.70%	GBP	High	Manufacturing Production m/m
	7:30 PM	0.30%	0.00%	USD	High	Average Hourly Earnings m/m
	7:30 PM	4.10%	4.10%	USD	High	Unemployment Rate

PMEX Market Overview

On Wednesday at Pakistan Mercantile Exchange Limited, PMEX Commodity Index closed at 3,031. The traded value of Metals, Energy and COTS/FX was recorded at PKR 3.660 billion and the number of lots traded was 7,315. Major business was contributed by gold (PKR 1.113 billion), followed by currencies through COTS (PKR 956.581 million), WTI crude oil (PKR 735.373 million), silver (PKR 348.485 million), DJIA (PKR 186.145 million), platinum (PKR 147.564 million), NSDQ100 (PKR 79.938 million), natural gas (PKR 46.058 million), copper (PKR 33.877 million), SNP500 (PKR 7.489 million), and Brent crude oil (PKR 5.681 million).

Commodity Wise Volume



Top Ten Brokers of the Day

Wednesday, December 6, 2017

Position	Lot Wise	Value wise
1	H.G Markets (Pvt.) Limited	H.G Markets (Pvt.) Limited
2	WE Commodities (Pvt.) Limited	JS Global Capital Limited
3	JS Global Capital Limited	Enrichers (Pvt.) Limited
4	Arif Habib Commodities (Pvt.) Limited	Arif Habib Commodities (Pvt.) Limited
5	BIPPL Securities Limited	Arsh Commodities (Pvt.) Limited
6	Enrichers (Pvt.) Limited	IGI Finex Securities Limited.
7	Blink Capital Management (Pvt.) Limited	Blink Capital Management (Pvt.) Limited
8	IGI Finex Securities Limited.	WE Commodities (Pvt.) Limited
9	Jahanzab Commodities (Pvt.) Limited	BIPPL Securities Limited
10	Abbasi & Co. (Pvt.) Limited	Abdullah Commodities (SMC-Pvt.) Limited

PMEX Price Return Summary

Statistics	Gold	Silver	DJIA	NSDQ100	SNP500	Crude	Brent	Natural Gas	Platinum	EURUSD	GBPUSD	AUDUSD	USDCHF	EURGBP	EURJPY	GBPJPY	USDCAD	JPYUSD	Copper
Return Close/Open %	-0.17	-0.78	-0.07	0.28	0	-2.88	-2.61	-0.03	-1.7	-0.25	-0.45	-0.66	0.2	0.23	-0.55	-0.78	0.79	-0.318	0.339
Difference in Open and Close (\$)	660	-12.5	-17	17.5	0	-1.66	-1.64	0	-15.6	-0.003	-0.006	-0.005	0.002	0	-0.7	-1.2	0.010	-0.358	0.01
Range Day (Max- Min)/Open %	0.57	1.57	0.63	1.19	0.57	3.09	3.04	2.79	2.04	0.634	0.650	1.12	0.69	0.71	0.67	0.94	1.306	0.544	1.4
Difference in Maximum and Minimum (\$)	720	25.1	153	75	15	1.73	1.86	0.08	18.4	0.008	0.009	0.01	0.01	0.01	0.89	1.41	0.017	0.61	0.04
Average Return (1 Hour) %	0.175	0.417	0.187	0.269	0.173	0.436	0.51	0.757	0.304	0.176	0.202	0.333	0.248	0.264	0.202	0.223	0.266	0.199	0.435
Volatility (1 Hour) %	0.077	0.16	0.075	0.146	0.061	0.299	0.32	0.333	0.14	0.042	0.058	0.145	0.041	0.054	0.061	0.073	0.128	0.042	0.16
Return to Volatility Ratio (1 Hour)	2.262	2.607	2.503	1.85	2.828	1.458	1.597	2.271	2.167	4.154	3.510	2.296	6.057	4.924	3.298	3.079	2.085	4.695	2.729
Intraday Volatility %	0.354	0.732	0.343	0.667	0.28	1.369	1.465	1.527	0.642	0.194	0.264	0.664	0.187	0.246	0.28	0.332	0.584	0.194	0.731

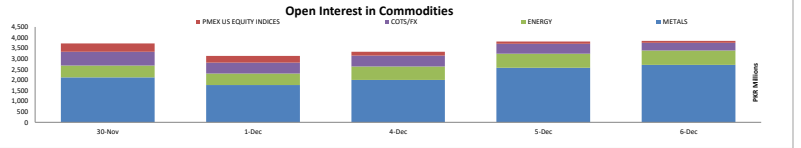
PMEX Trading Summary

	Metals										Agriculture		
	GOL000Z	GOL00Z	6010Z	SL10	SL1000Z	SL5000Z	SL5000Z	COPPER	COPPER5K	PLATINUM5	PLATINUM50	KOTTON	KOTTON
OI - Lots	54	556	3,996	1907	674	213	120	0	323	25	-	-	-
OI - Value (Millions)	722	743	554	32.2	113.8	180	76	37.54	0	153.8	119	-	-
Market Trend	NL	NL	NL	NL	NL	NL	NL	NL	NL	NL	NL	-	-
TV - Lots	15	442	2,398	369	227	299	6	108	0	128	18	-	-
TV - Value (Millions)	201	592	321	6.25	38.34	253	51	33.88	0	61.3	86	-	-

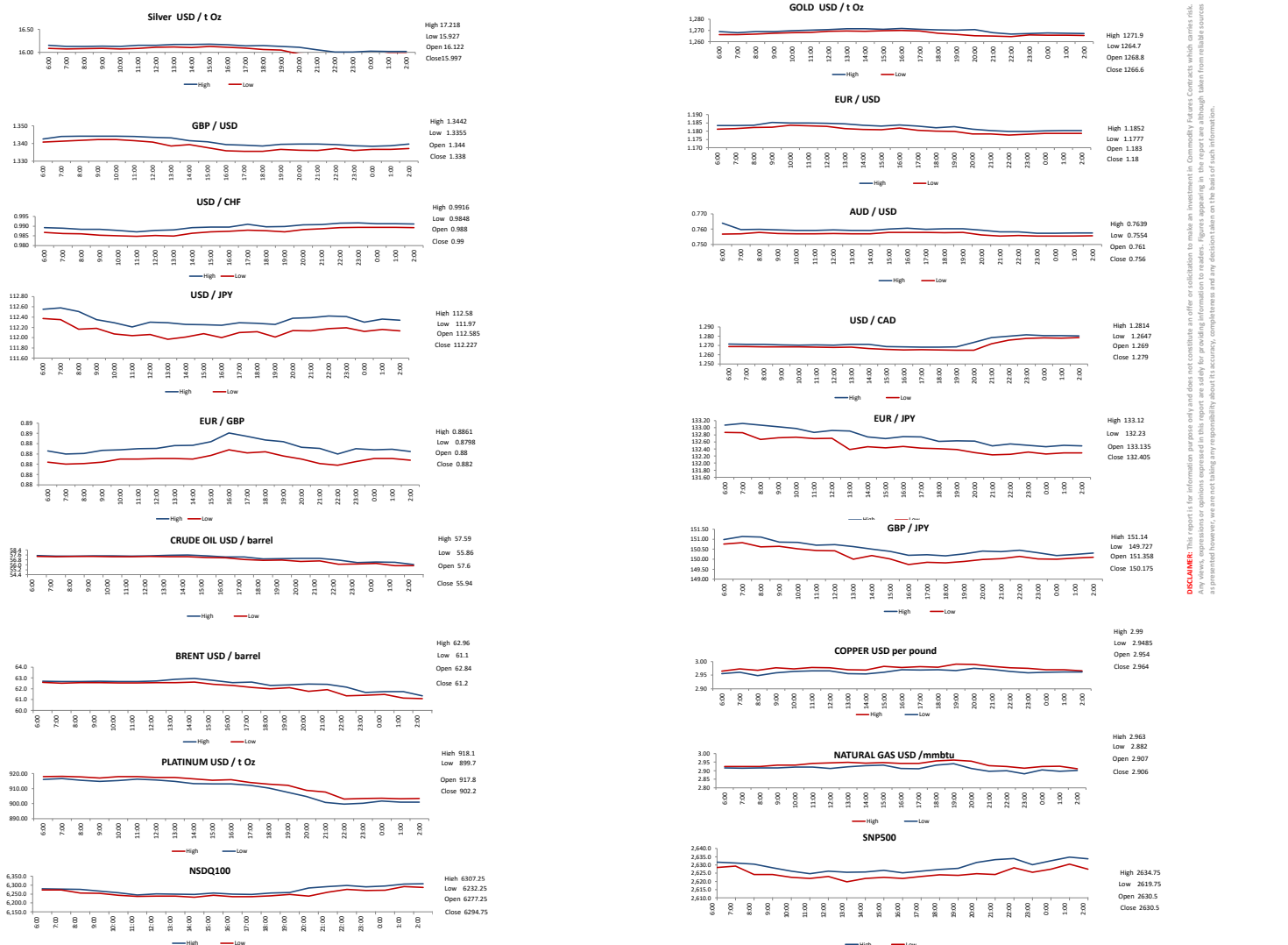
	Currency through COTS										PMEX US Equity Indices					Energy					
	GOLDFURSD	GOLDFURSD	GOLDFURSD	GOLDFURSD	GOLDFURSD	GOLDFURSD	GOLDFURSD	GOLDFURSD	GOLDFURSD	GOLDFURSD	DAX	NDX100	SP500	RUS20	RUS20	RUS20	NGAL1K	NGAL5K	CRUDE10	CRUDE100	CRUDE1000
OI - Lots	70	81	101	5	24	6	1	1	11	26	13	21	19	3	0	213	4	704	42	601	34
OI - Value (Millions)	87.17	114.42	106.6	3.99	25.33	6.33	1.25	1.25	15.54	66.32	8.64	6	1.23	1.94	0	65.33	12.27	42	355.16	200.76	
Market Trend	NS	NS	NL	NL	NL	NS	NL	NL	NS	NS	NS	NS	#N/A	#N/A	#N/A	NL	NL	NL	NL	NL	
TV - Lots	95	197	122	6	122	7	0	15	158	73	121	27	37	5	0	129	2	1,502	599	48	
TV - Value (Millions)	118.37	278.41	128.75	4.79	128.33	7.38	0	18.71	223.11	186.15	79.94	7	2.42	3.26	0	39.87	6.19	90	358.03	287.54	

Open Interest | NL = Net Long | NS = Net Short | Value = PKR | Trading Volume=TV

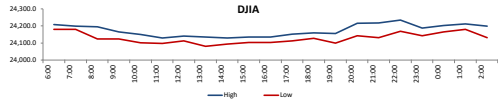
The total open interest at the Exchange was PKR 3.85 billion, increasing from PKR 3.81 billion for the last trading day. Positions in metals were at PKR 2.71 billion contributing 71 percent to the total open interest. A change of 14 percent was observed in the open interest of silver. Open interest in currencies through COTS reduced by 21 percent to PKR 374.82 million. Open interest in energy increased by 3 percent to PKR 678.27 million.



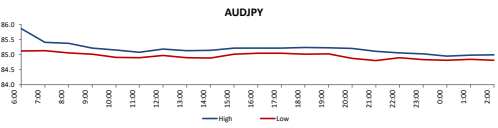
PMEX Hourly Price Movements



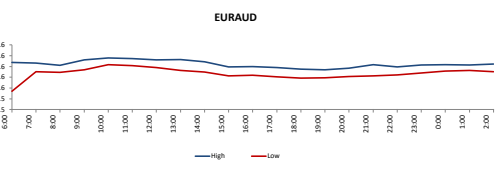
DISCLAIMER: This report is for information purpose only and does not constitute an offer or solicitation to make an investment in Commodity Futures Contracts which carries risk. Any views, expressions or opinions expressed in this report are solely for providing information to readers. Figures appearing in this report are although taken from reliable sources as permitted however, we are not taking any responsibility about its accuracy, completeness and any decision taken on the basis of such information.



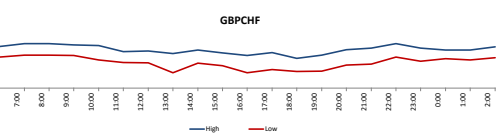
High 24233
 Low 24083
 Open 24182
 Close 24165



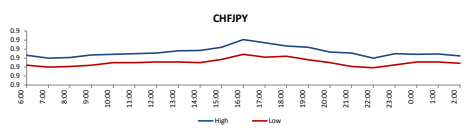
High 85.87
 Low 84.8
 Open 85.683
 Close 85.683



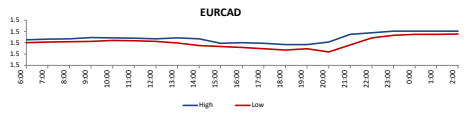
High 1.5639
 Low 1.5485
 Open 1.554
 Close 1.5615



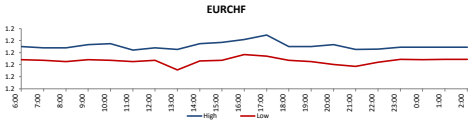
High 1.3272
 Low 1.3199
 Open 1.328
 Close 1.328



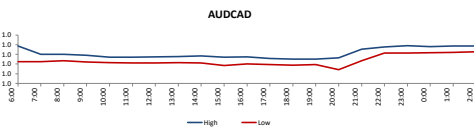
High 114.02
 Low 113.27
 Open 114.009
 Close 114.009



High 1.5102
 Low 1.4918
 Open 1.501
 Close 1.509



High 1.1709
 Low 1.1651
 Open 1.168
 Close 1.168



High 0.9695
 Low 0.9571
 Open 0.966
 Close 0.968

For subscription and further information please email us: info@pmex.com.pk
 UAN: +92-21-111-623-623FAK +92-21-35155022