

# PMEX Daily Commodity Roundup

Tuesday, February 13, 2018



## Global Perspective

**FX:** USD retreated on Tuesday as global equity markets showed some signs of stability after the recent rout. EUR traded at USD 1.2290, close to its 3-year high of USD 1.2538. GBP edged up to USD 1.3846 from Friday's low of USD 1.3764, despite uncertainties around Brexit. USD changed hands at JPY 108.71. GBP slipped to USD 1.3798, close to Friday's three-week low of USD 1.3764 due to uncertainties among investors over Brexit process.

**Gold:** Gold prices held firm on Tuesday, buoyed by a weaker USD, while investors awaited for U.S. inflation data for clues on the pace of interest rate hikes. Spot price was mostly unchanged at USD 1,322.82 an ounce by 0234 GMT, on Monday price had risen by half a percent. Holdings of SPDR Gold Trust fell 2.5 percent last week.

**Crude Oil:** Oil prices rose on Tuesday, lifted by a rebound in global equities markets following sharp falls last week. WTI futures rose to USD 59.44 a barrel by 0103 GMT, up 15 cents from their last settlement. Brent futures also inched higher to USD 62.78.

**Copper:** At COMEX, copper March delivery was up 0.63 percent to USD 3.1060 per pound.

**Silver:** At COMEX, silver March contract was almost flat at USD 16.56 an ounce.

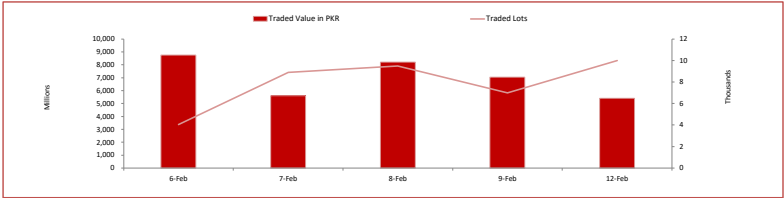
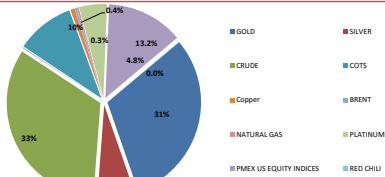
Following data is expected to be announced today and tomorrow given times:

	Time (PST)	Forecast	Previous	Currency	Impact	Details
February 13, 2018	2:15 PM	0.20%	0.20%	CHF	Medium	FPI m/m
	3:30 PM	2.90%	3.00%	GBP	High	CPI y/y
	7:00 PM			USD	High	FOMC Member Mester Speaks
February 14, 2018	4:00 PM	0.60%	0.60%	EUR	Medium	Flash GDP q/q
	7:30 PM	0.30%	0.10%	USD	High	CPI m/m
	9:30 PM		1.9%	USD	High	

## PMEX Market Overview

On Monday at Pakistan Mercantile Exchange Limited, PMEX Commodity Index closed at 3,184. The traded value of Metals, Energy and COTS/FX was recorded at PKR 5,407 billion and the number of lots traded was 9,991. Major business was contributed by WTI crude oil amounting to PKR 1,790 billion, followed by gold (PKR 1,666 billion), currencies through COTS (PKR 544.791 million), DI (PKR 450.880 million), silver (PKR 352.808 million), platinum (PKR 260.458 million), NSDQ100 (PKR 212.371 million), SP500 (PKR 53.798 million), copper (PKR 39.454 million), Brent crude oil (PKR 21.300 million) and natural gas (PKR 15.357 million). In agricultural commodities, 11 lots of cotton amounting to PKR 4.673 million were traded.

## Commodity Wise Volume



## Top Ten Brokers of the Day

Monday, February 12, 2018

Position	Lot Wise	Value Wise
1	Enrichers (Pvt.) Limited	Arsh Commodities (Pvt.) Limited
2	H.G Markets (Pvt.) Limited	H.G Markets (Pvt.) Limited
3	JS Global Capital Limited	Enrichers (Pvt.) Limited
4	Arif Habib Commodities (Pvt.) Limited	IGI Finex Securities Limited
5	BIPL Securities Limited	Arif Habib Commodities (Pvt.) Limited
6	Arsh Commodities (Pvt.) Limited	JS Global Capital Limited
7	Abbasi & Co. (Pvt.) Limited	BIPL Securities Limited
8	Foundation Securities (Pvt.) Limited	Nachfolger (Pvt.) Limited
9	Nachfolger (Pvt.) Limited	Abdullah Commodities (SMC-Pvt.) Limited
10	IGI Finex Securities Limited	Abbasi & Co. (Pvt.) Limited

## PMEX Price Return Summary

Statistics	Gold	Silver	DIJA	NSDQ100	SP500	Crude	Brent	Natural Gas	Platinum	EURUSD	GBPUSD	AUUSD	USDCHF	EURGBP	EURJPY	GBPJPY	USDCAD	JPYUSD	Copper
Return Close/Open %	0.7	1.48	1.78	1.86	1.5	-2.36	-0.06	1.35	0.78	0.57	0.07	0.64	0	0.45	0.41	-0.02	0.08	-0.076	1.512
Difference in Open and Close (\$)	660	24	430	119	39.3	-1.43	-0.04	7.5	0.007	0.001	0.005	0	0	0.5	0	0.001	-0.083	0.046	1.046
Range Day (Max-Min)/Open %	0.97	1.95	2.11	2.36	1.96	2.98	3.03	2.84	1.44	0.572	0.629	0.64	0.55	0.67	0.62	0.82	0.635	0.466	1.846
Difference in Maximum and Minimum (\$)	1290	32.1	519	154	52	1.76	1.9	0.07	14	0.007	0.009	0.01	0.01	0.45	0.41	-0.02	0.008	0.51	0.06
Average Return (1 Hour) %	0.225	0.438	0.48	0.481	0.453	0.599	0.629	0.902	0.352	0.201	0.234	0.306	0.255	0.245	0.252	0.281	0.217	0.184	0.457
Volatility (1 Hour) %	0.135	0.191	0.314	0.353	0.301	0.336	0.322	0.323	0.151	0.062	0.082	0.058	0.066	0.076	0.07	0.103	0.059	0.051	0.171
Return to Volatility Ratio (1 Hour)	1.668	2.292	1.528	1.363	1.503	1.781	1.951	2.793	2.324	3.212	2.845	5.255	3.872	3.214	3.576	2.738	3.697	3.598	2.677
Intraday Volatility %	0.618	0.875	1.439	1.618	1.381	1.541	1.477	1.48	0.694	0.286	0.377	0.267	0.302	0.349	0.323	0.471	0.269	0.235	0.782

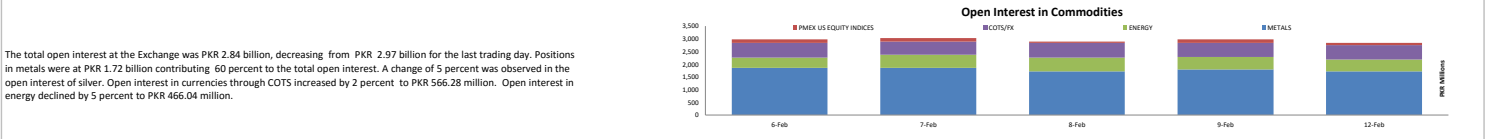
## PMEX Trading Summary

	Metals													Agriculture	
	GO1000Z	GO100Z	GO10Z	SL10	SL1000Z	SL5000Z	SL5000Z	COPPER	COPPER2X	PLATINUMS	PLATINUM50	PLATINUMS0	PLATINUMS0	KGDTON	COTTON
OI - Lots	33	229	2,587	1258	930	200	2	58	1	100	8	8	8	78	NL
OI - Value (Millions)	484	236	379	22.95	169.67	182	18	19.8	8.54	53.8	43	43	43	32.84	0
Market Trend	NL	NS	NS	NL	NL	NL	NL	NL	NL	NL	NS	NS	NS	NL	NL
TV - Lots	48	497	1,609	2979	856	87	7	16	4	375	11	11	11	11	
TV - Value (Millions)	703	728	236	54.18	155.76	79	64	5.45	34.01	201.6	59	59	59	4.67	

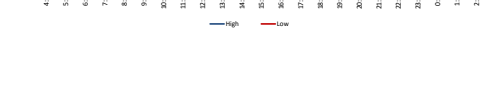
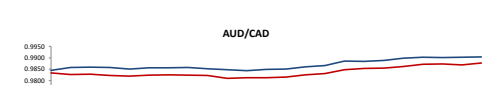

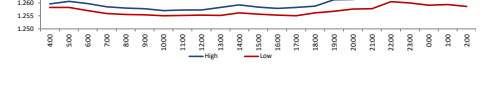


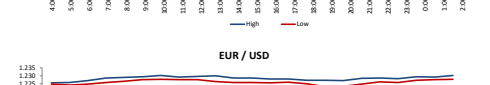

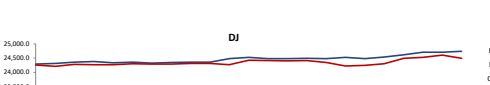
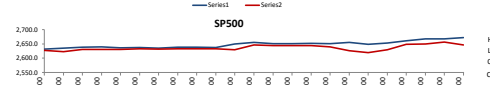
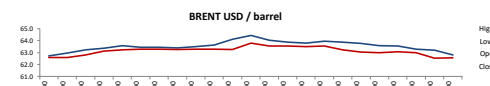
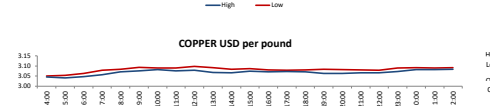
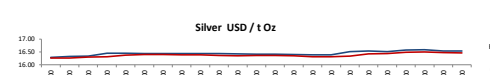
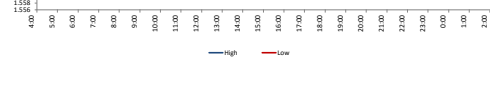
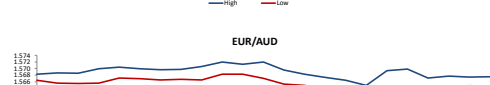
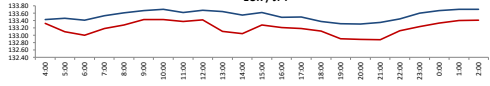
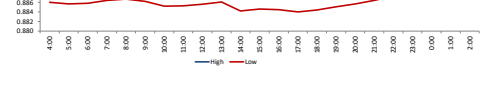
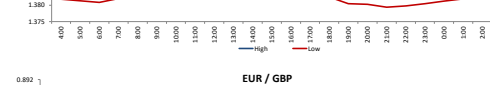

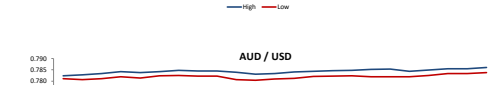
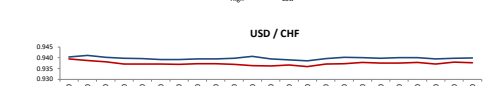
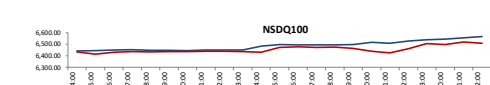
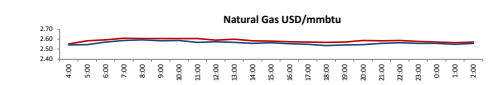
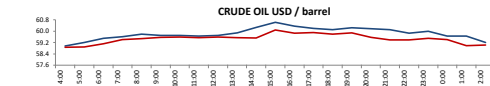
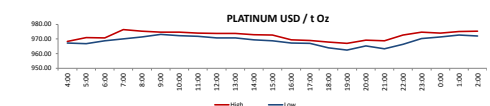
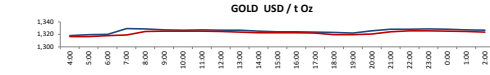
	Currency through COTS															
	GOLDEURUSD	GOLDBEURUSD	GOLDSJPY	GOLDAUDUSD	GOLDSUSD	GOLDSCHF	GOLDCRYP	GOLDEURAUD	GOLDEURCHF	GOLDEURJPY	GOLDEURCAD	GOLDEURGBP	GOLDEURHKD	GOLDEURSGD	GOLDEURINR	GOLDEURBYP
OI - Lots	55	67	240	9	23	16	0	3	1	6	2	0	0	0	6	4
OI - Value (Millions)	74.76	102.48	265.34	7.81	25.43	17.69	0	2.6	1.36	8.16	2.72	0	0.00	8.16	5.44	44.35
Market Trend	NL	NL	NL	NL	NL	NL	-	-	-	-	-	0	NS	NL	NL	NL
TV - Lots	99	125	130	12	15	0	0	0	0	1	0	0	0	10	10	22
TV - Value (Millions)	134.3	191.23	143.72	10.39	16.58	0	0	0	0	1.36	0	0	0	0	13.6	33.5

	PMEX US Equity Indices						Energy					
	DI	NSD	SP500	BRENT100	BRENT100	BRENT1000	CRUDE100	CRUDE100	CRUDE1000	CRUDE1000	NGASK	NGASK
OI - Lots	32	8	9	30	2	0	714	467	2	2	344	0
OI - Value (Millions)	87.04	5.78	3	2.1	1	0	47	305	13	98	0	0
Market Trend	NS	NS	NL	NL	NL	NL	NL	NL	NL	NL	NL	NL
TV - Lots	167	296	184	53	25	0	1,537	570	199	54	0	0
TV - Value (Millions)	450.88	212.37	54	3.72	18	0	102	377	1,312	15	0	0

Open Interest | NL = Net Long | NS = Net Short | Value = PKR | Trading Volume=TV



The total open interest at the Exchange was PKR 2.84 billion, decreasing from PKR 2.97 billion for the last trading day. Positions in metals were at PKR 1.72 billion contributing 60 percent to the total open interest. A change of 5 percent was observed in the open interest of silver. Open interest in currencies through COTS increased by 2 percent to PKR 566.28 million. Open interest in energy declined by 5 percent to PKR 466.04 million.



**DISCLAIMER:** This report is for information purpose only and does not constitute an offer or solicitation to make an investment in Commodity Futures Contracts which carries risk. Any investment in Commodity Futures Contracts involves a high degree of risk and may result in a total or partial loss of the investment. The information contained herein is based on information received from sources which we believe to be reliable, but we do not make any representation about its accuracy, completeness or any decision based on the basis of such information.