

PMEX Daily Commodity Roundup

Tuesday, March 13, 2018



Global Perspective

FX: JPY held firm against USD on Tuesday as a political scandal engulfing Japanese Prime Minister raised doubts about his ability to continue to pursue his economic policies. USD was traded at JPY 106.44. EUR was flat at USD 1.2335. GBP rose to USD 1.3905, but still below a post-Brexit referendum high of USD 1.4346 touched in January.

Gold: Gold prices dipped on Monday on the upbeat about U.S. payrolls data prompting a fresh rally in equities. This raised expectations that the U.S. Fed may opt for interest rate hikes this year. Spot price of yellow was almost flat at USD 1,320.78 per ounce by 1733 GMT.

Crude Oil: Oil prices fell on Tuesday, extending losses from the previous session on rising U.S. output. WTI futures declined to USD 61.25 a barrel by 0414 GMT, down 11 cents from their previous close. Brent futures also slipped to USD 64.85. Both crude benchmarks dropped by around one percent on Monday.

Copper: At COMEX, copper May delivery declined by 0.13 percent to USD 3.1200 per pound.

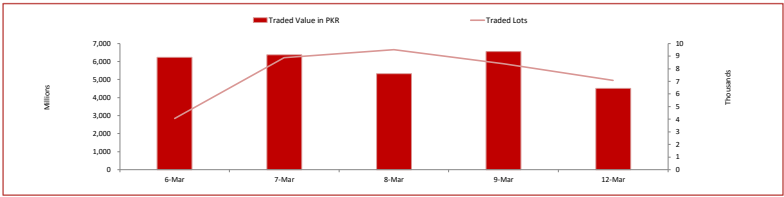
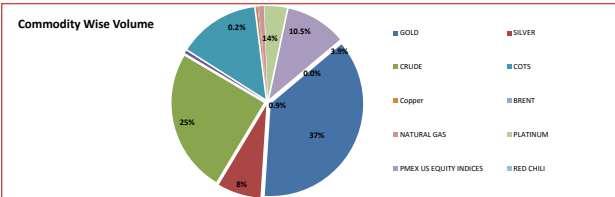
Silver: At COMEX, silver May contract was almost flat at USD 16.53 an ounce.

Following data is expected to be announced today and tomorrow around given times:

	Time (PST)	Forecast	Previous	Currency	Impact	Details
March 13, 2018	5:30 PM			GBP	High	Annual Budget Release
	6:30 PM	0.20%	0.30%	USD	High	Core CPI m/m
	8:15 PM			CAD	High	
March 14, 2018	2:00 PM			EUR	High	ECB President Draghi Speaks
	6:30 PM	0.30%	0.00%	USD	High	Core Retail Sales m/m
	8:30 PM		2.4M	USD	High	Crude Oil Inventories

PMEX Market Overview

On Monday at Pakistan Mercantile Exchange Limited, PMEX Commodity Index closed at 3,247. The traded value of Metals, Energy and COTS/FX was recorded at PKR 4.486 billion and the number of lots traded was 7,029. Major business was contributed by gold amounting to PKR 1.674 billion followed by WTI crude oil (PKR 1.122 billion), currencies through COTS (PKR 632.659 million), silver (PKR 341.400 million), DI (PKR 330.062 million), platinum (PKR 177.033 million), NSDQ100 (PKR 93.142 million), SP500 (PKR 51.883 million), natural gas (PKR 38.341 million), copper (PKR 14.844 million) and Brent crude oil (PKR 9.912 million). In agricultural commodities, 47 lots of cotton amounting to PKR 21.675 million were traded.



Top Ten Brokers of the Day

Monday, March 12, 2018

Position	Lot Wise	Value Wise
1	H.G Markets (Pvt.) Limited	H.G Markets (Pvt.) Limited
2	Enrichers (Pvt.) Limited	Enrichers (Pvt.) Limited
3	JS Global Capital Limited	Arsh Commodities (Pvt.) Limited
4	BIPL Securities Limited	JS Global Capital Limited
5	Arif Habib Commodities (Pvt.) Limited	Blink Capital Management (Pvt.) Limited
6	Jahanzaib Commodities (Pvt.) Limited	Arif Habib Commodities (Pvt.) Limited
7	Blink Capital Management (Pvt.) Limited	Murtaa Trading Grid (Pvt.) Limited
8	Arsh Commodities (Pvt.) Limited	BIPL Securities Limited
9	Murtaa Trading Grid (Pvt.) Limited	Jahanzaib Commodities (Pvt.) Limited
10	Summit Capital (Pvt.) Limited	Zahid Latif Khan Securities (Pvt.) Limited

PMEX Price Return Summary

Statistics	Gold	Silver	DI/IA	NSDQ100	SP500	Crude	Brent	Natural Gas	Platinum	EURUSD	GBPUSD	AUDUSD	USDCHF	EURGBP	EURJPY	GBPJPY	USDCAD	JPYUSD	Copper
Return Close/Open %	-0.01	-0.4	-0.28	0.75	0.22	-0.87	-0.82	2.12	-0.11	0.23	0.40	0.29	-0.38	-0.18	-0.17	0	0.20	-0.399	-0.637
Difference in Open and Close (\$)	660	-6.6	-71	53	6.3	-0.54	-0.54	0.06	-1.1	0.003	0.006	0.002	-0.004	0	-0.2	0	0.002	-0.426	-0.02
Range Day (Max-Min)/Open %	0.74	1.23	1.44	0.83	0.8	2.64	2.65	3.23	1.15	0.463	0.532	0.55	0.57	0.65	0.62	0.58	0.389	0.648	1.586
Difference in Maximum and Minimum (\$)	980	21.1	362	59	22.25	1.62	1.72	0.09	11.1	0.006	0.007	0	0.01	-0.18	-0.17	0	0.005	0.69	0.05
Average Return (1 Hour) %	0.168	0.361	0.257	0.218	0.218	0.387	0.438	0.585	0.303	0.153	0.173	0.265	0.259	0.207	0.205	0.209	0.178	0.199	0.469
Volatility (1 Hour) %	0.069	0.118	0.159	0.111	0.101	0.227	0.209	0.285	0.087	0.050	0.065	0.045	0.053	0.06	0.068	0.082	0.049	0.09	0.205
Return to Volatility Ratio (1 Hour)	2.422	3.057	1.618	1.957	2.15	1.706	2.096	2.05	3.482	3.084	2.662	5.956	4.88	3.46	3.023	2.544	3.670	2.21	2.284
Intraday Volatility %	0.318	0.541	0.727	0.511	0.464	1.04	0.958	1.307	0.399	0.228	0.297	0.204	0.243	0.274	0.311	0.376	0.223	0.412	0.94

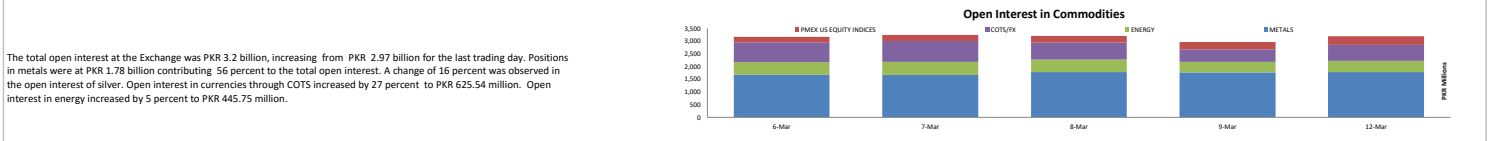
PMEX Trading Summary

	Metals										Agriculture		
	GO1000Z	GO100Z	GO10Z	SL10	SL1000Z	SL5000Z	COPPER	COPPER2X	PLATINUMS	PLATINUM50	PLATINUMS0	KOITON	Agri
OI - Lots	29	332	2,329	817	871	159	63	2	175	14	14	56	56
OI - Value (Millions)	424	486	341	14.94	159.31	145	21.74	17.25	93.3	75	25.82	1.586	1.586
Market Trend	NS	NL	NS	NL	NL	NL	NL	NL	NL	NL	NL	NL	NL
TV - Lots	59	414	1,424	692	321	276	43	0	312	2	2	47	47
TV - Value (Millions)	862	604	208	12.65	58.68	252	14.84	0	166.4	11	11	21.68	21.68

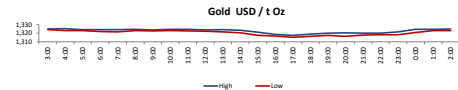
	Currency through COTS														
	GOLDEURUSD	GOLDEGBPUSD	GOLDEUSDPY	GOLDAUDUSD	GOLDEUSDCA	GOLDEUSDCHF	GOLDECHFJPY	GOLDAUDJPY	GOLDEURAUD	GOLDEURCHF	GOLDEGBPCHF	GOLDAUSDCA	GOLDEURGBP	GOLDEURPY	GOLDEGBPYPY
OI - Lots	53	65	288	6	9	9	4	1	10	4	7	2	10	27	13
OI - Value (Millions)	72.3	99.92	318.45	5.22	9.95	9.95	4.67	0.87	13.64	5.46	3.07	8.70	36.83	17.73	9.22
Market Trend	NS	NS	NL	NS	NL	NL	NL	NL	NL	NL	NL	NL	NS	NL	NL
TV - Lots	71	167	133	12	7	7	0	0	6	6	0	3	14	39	10
TV - Value (Millions)	96.71	256.22	147.27	10.44	7.73	7.76	0	0	8.15	8.17	0	3	19	53.2	15.4

	PMEX US Equity Indices					Energy					
	DI	NSD	SP500	BRENT10	BRENT100	BRENT1000	CRUDE10	CRUDE100	CRUDE1000	NGAS1K	NGAS10K
OI - Lots	74	141	106	3	2	0	477	438	6	210	3
OI - Value (Millions)	206.38	111.43	33	0.2	1	0	32	297	41	65	9
Market Trend	NS	NS	NL	NL	NS	NL	NL	NL	NL	NL	NL
TV - Lots	118	118	168	38	10	0	1,497	907	60	85	4
TV - Value (Millions)	330.06	93.14	52	2.75	7	0	102	615	405	26	12

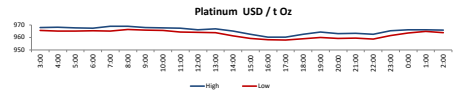
Open Interest | NL = Net Long | NS = Net Short | Value = PKR | Trading Volume=TV



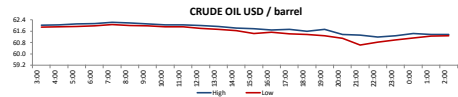
The total open interest at the Exchange was PKR 3.2 billion, increasing from PKR 2.97 billion for the last trading day. Positions in metals were at PKR 1.78 billion contributing 56 percent to the total open interest. A change of 16 percent was observed in the open interest of silver. Open interest in currencies through COTS increased by 27 percent to PKR 625.54 million. Open interest in energy increased by 5 percent to PKR 445.75 million.



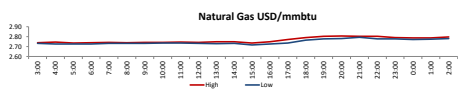
High 1325.1
Low 16.432
Open 16.608
Close 16.542



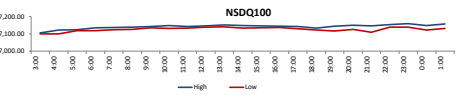
High 969
Low 957.9
Open 965.7
Close 964.6



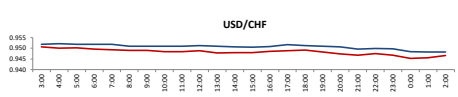
High 62.24
Low 60.62
Open 61.88
Close 61.34



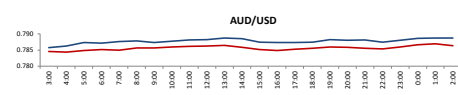
High 2.806
Low 2.716
Open 2.73
Close 2.788



High 7159
Low 7200
Open 7091
Close 7144



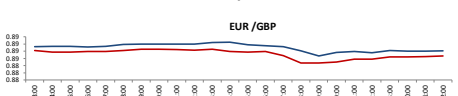
High 0.9671
Low 0.9467
Open 0.9511
Close 0.9475



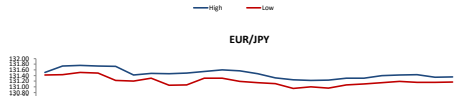
High 0.7887
Low 0.7844
Open 0.7849
Close 0.7872



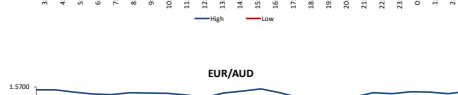
Low 1.3838
High 1.3912
Open 1.3847
Close 1.3903



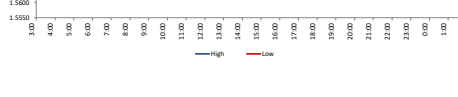
High 0.8905
Low 0.8847
Open 0.8889
Close 0.8873



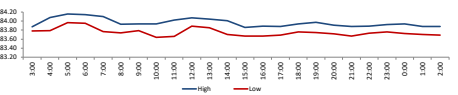
High 131.76
Low 130.94
Open 131.501
Close 131.272



High 1.5694
Low 1.5617
Open 1.5682
Close 1.5682



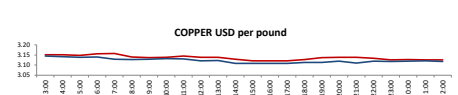
High 84.16
Low 83.64
Open 83.856
Close 83.856



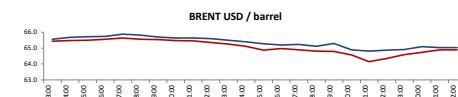
High 1.1724
Low 1.1666
Open 1.1706
Close 1.1706




High 16.643
Low 1315.3
Open 1325.7
Close 1323.6



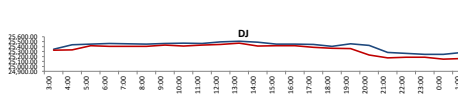
High 1.1576
Low 3.108
Open 3.141
Close 3.121



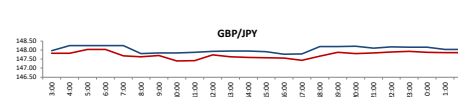
High 65.87
Low 64.15
Open 65.5
Close 64.96



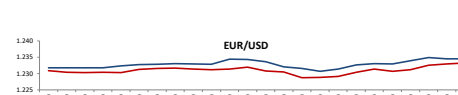
High 2800.75
Low 2788.5
Open 2781.5
Close 2787.5




High 25111
Low 25149
Open 25292
Close 25221



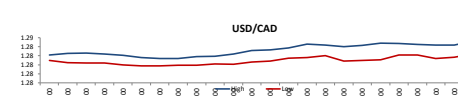
High 148.25
Low 147.396
Open 147.944
Close 147.938



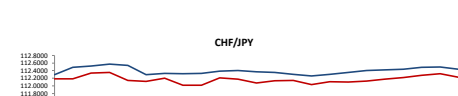
High 1.2344
Low 1.2287
Open 1.2309
Close 1.2337



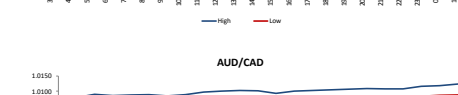
High 107.02
Low 106.33
Open 106.839
Close 106.413



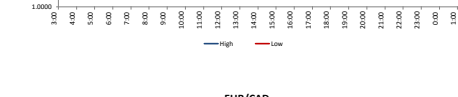
High 1.2848
Low 1.2798
Open 1.2818
Close 1.2843



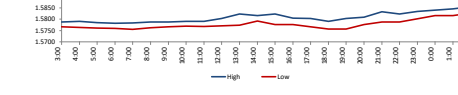
High 112.57
Low 114.49
Open 112.342
Close 112.342



High 1.0124
Low 1.0048
Open 1.0058
Close 1.0109



High 1.5845
Open 1.5774
Low 1.5755
Close 1.5844



High 1.3209
Low 1.3146
Open 1.3169
Close 1.3174

DISCLAIMER: This report is for information purposes only and does not constitute an offer or solicitation to make an investment in Commodity Futures Contracts which carries risk. Any investment in Commodity Futures Contracts involves a high degree of risk. The information contained herein is not intended to be a substitute for professional advice. The information is provided for your information only and is not intended to be a substitute for professional advice. Any decision based on the basis of such information.